

# Annual Report on Migration and Asylum 2021 Statistical Annex

Co-produced by Eurostat  
and European Migration  
Network

June 2022



**Annual Report on  
Migration and Asylum  
2021  
STATISTICAL ANNEX**

**EUROPEAN UNION AND NORWAY**

**2022 edition**

Manuscript completed in June 2022

This document should not be considered as representative of the European Commission's official position.

Luxembourg: Publications Office of the European Union, 2022

© European Union, 2022



The reuse policy of European Commission documents is implemented by Commission Decision 2011/833/EU of 12 December 2011 on the reuse of Commission documents (OJ L 330, 14.12.2011, p. 39). Unless otherwise noted, the reuse of this document is authorised under a Creative Commons Attribution 4.0 International (CC BY 4.0) licence (<https://creativecommons.org/licenses/by/4.0/>). This means that reuse is allowed provided appropriate credit is given and any changes are indicated.

For any use or reproduction of elements that are not owned by the European Union, permission may need to be sought directly from the respective rightholders. The European Union does not own the copyright in relation to the following elements:

ARM 2021 Cover image, source: [istockphoto.com](https://www.istockphoto.com)

Part 2: National data (pages 21 to 33).

Theme: Population and social conditions

Collection: Statistical report

Print	ISBN 978-92-76-49041-8	doi:10.2785/130698	KS-01-22-123-EN-C
PDF	ISBN 978-92-76-49042-5	doi:10.2785/790447	KS-01-22-123-EN-N



## Explanatory notes

This statistical annex to the 2021 EMN Annual Report on Migration and Asylum provides an overview of relevant statistics.

Part 1 was produced by Eurostat and compiles relevant European statistics for the EU and Norway, organised in nine thematic areas, covering the period 2018-2021. Since 2021 data were not available at the time of publication for certain datasets, in these cases the period 2018-2020 is covered.

Part 2 consists of complementary national data provided by EMN National Contact Points (NCPs) in the framework of the EMN Annual Report and Statistical Annex.

Part 3, the guide 'How to read the statistical annex' available on [page 35](#) describes each individual chart presented in Part 1 and provides links to the respective data sources.





# Contents

Explanatory notes .....	3
<b>1. European statistics on migration and asylum in the EU and Norway .....</b>	<b>7</b>
1.1 Legal migration and mobility .....	8
1.2 International protection including asylum .....	11
1.3 Unaccompanied minors .....	13
1.4 Integration .....	15
1.5 Citizenship and statelessness .....	16
1.6 Borders, Schengen and visas .....	17
1.7 Irregular migration .....	18
1.8 Return and readmission .....	19
1.9 Trafficking in human beings .....	19
<b>2. Complementary national data .....</b>	<b>21</b>
2.1 Unaccompanied minors and other vulnerable groups .....	22
2.2 Visa policy .....	23
2.3 Trafficking in human beings .....	25
2.4 Return .....	30
2.5 Relocation .....	32
2.6 Resettlement .....	33
<b>3. How to read the statistical annex .....</b>	<b>35</b>
Legal migration and mobility .....	35
International protection including asylum .....	36
Unaccompanied minors .....	37
Integration .....	38
Citizenship and statelessness .....	38
Border, Schengen and visas .....	39
Irregular migration .....	39
Return and readmission .....	40
Trafficking in human beings .....	40





# 1

## European statistics on migration and asylum in the EU and Norway

This part presents relevant migration-related data organised in up to nine thematic sections - depending on data availability. The dashboard-like layout of the annex allows simultaneous visualisation of different indicators. For some indicators, data are rounded in the source. The sum of percentages or of individual values might not add up to 100 or to the total value. This is due to rounding and confidence intervals in the original data. A 'How to read the statistical annex' guide, describing each individual chart and providing links to the data sources, is available on [page 35](#).

Data presented in this part always refer to the European Union plus Norway, unless otherwise specified.

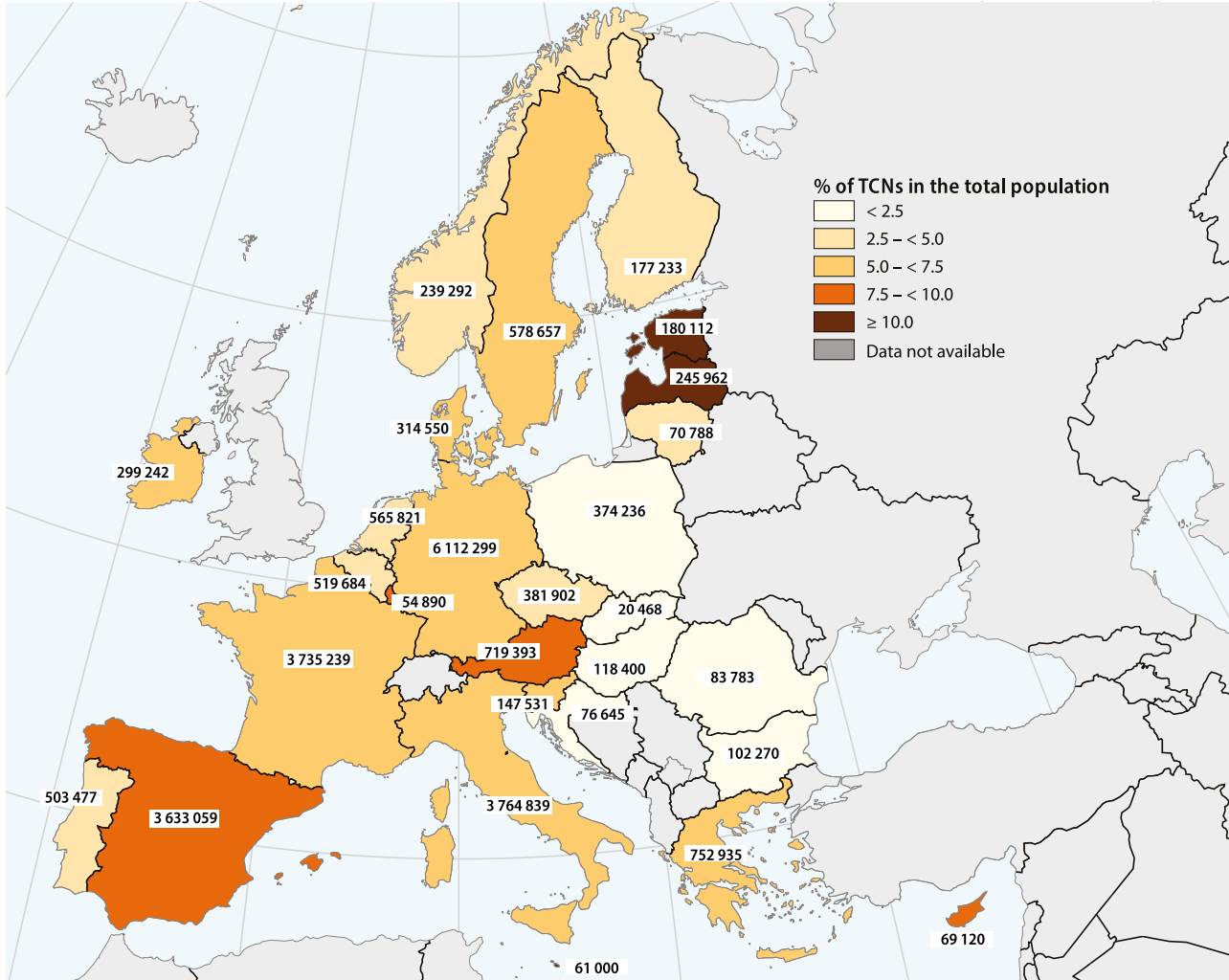
For comparability purposes, EU values are calculated based on the 27 EU Member States, following Eurostat's aggregate 'EU27 countries (from 2020)'.

Further information about European statistics on migration and asylum could be found at <https://ec.europa.eu/eurostat/web/migration-asylum>

European statistics are produced by Eurostat in partnership with National Statistical Institutes and other national authorities in the EU Member States. This partnership is known as the European Statistical System (ESS). It also includes the statistical authorities of the Iceland, Liechtenstein, Norway and Switzerland. Any questions about European statistics can be addressed to the [Eurostat multilingual user support service](#).

### 1.1 Legal migration and mobility

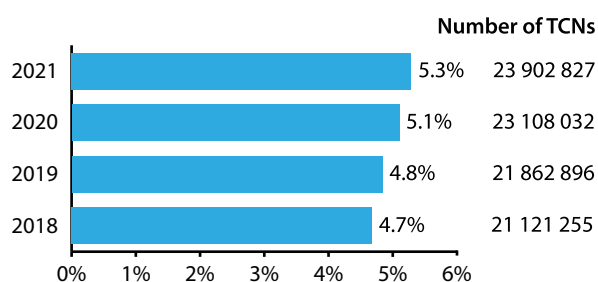
Number of third-country nationals (TCNs) and their share in the total population on 1 January 2021, EU Member States and Norway



Administrative boundaries: © EuroGeographics © UN-FAO © Turkstat  
 Cartography: Eurostat – IMAGE, 05/2022

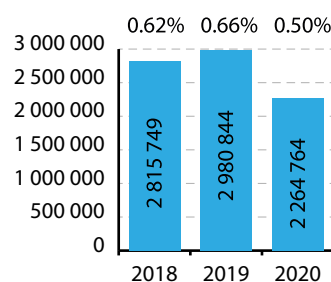
Source: Eurostat ([migr\\_pop1ctz](#))

Third-country nationals (TCNs) as % of total population on 1 January, EU and Norway



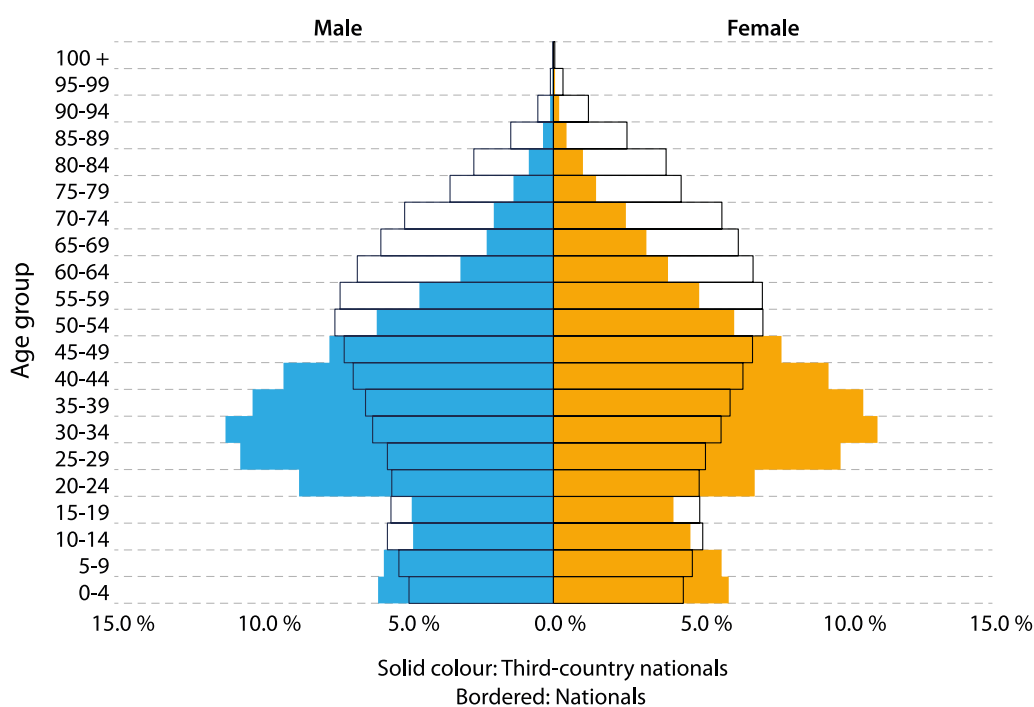
Source: Eurostat ([migr\\_pop1ctz](#))

First residence permits issued to third-country nationals: total number and % of total population, EU and Norway



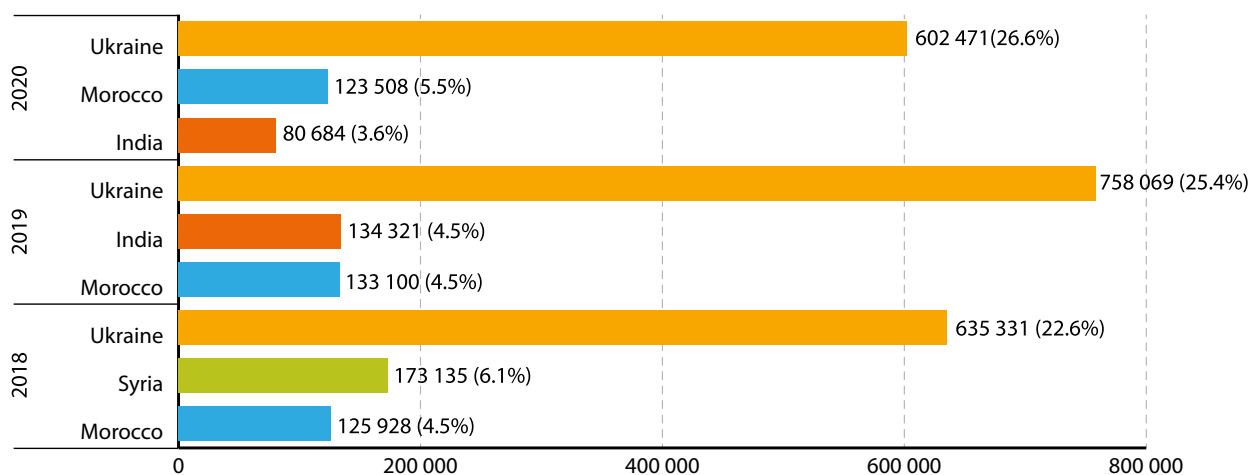
Source: Eurostat ([migr\\_resfirst](#) and [migr\\_pop1ctz](#))

Third-country nationals and nationals on 1 January 2021 by sex and age (%), EU and Norway



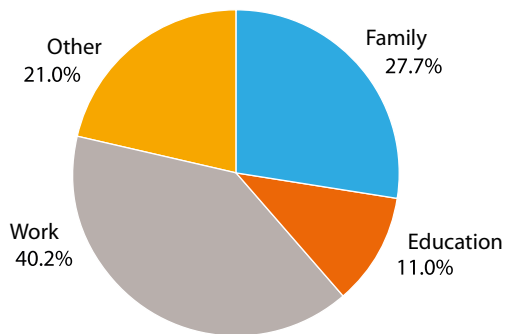
Source: Eurostat ([migr\\_pop1ctz](#))

Top 3 countries whose citizens received a first residence permit: number of permits and % of total permits, EU and Norway



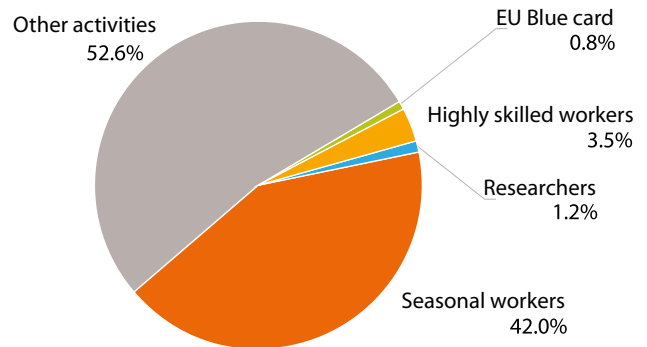
Source: Eurostat ([migr\\_resfirst](#))

First residence permits issued by reason, EU and Norway, 2020 (%)



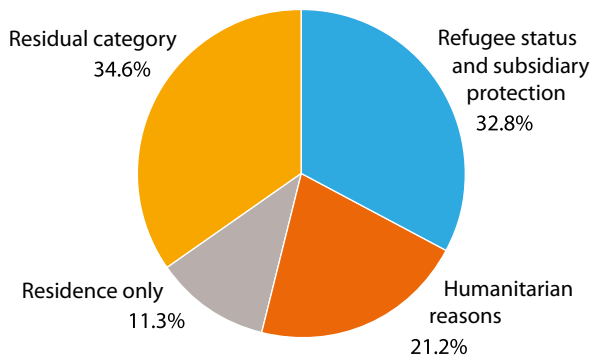
Source: Eurostat ([migr\\_resfirst](#))

First residence permits issued for work reasons, EU and Norway, 2020 (%)



Source: Eurostat ([migr\\_resoth](#))

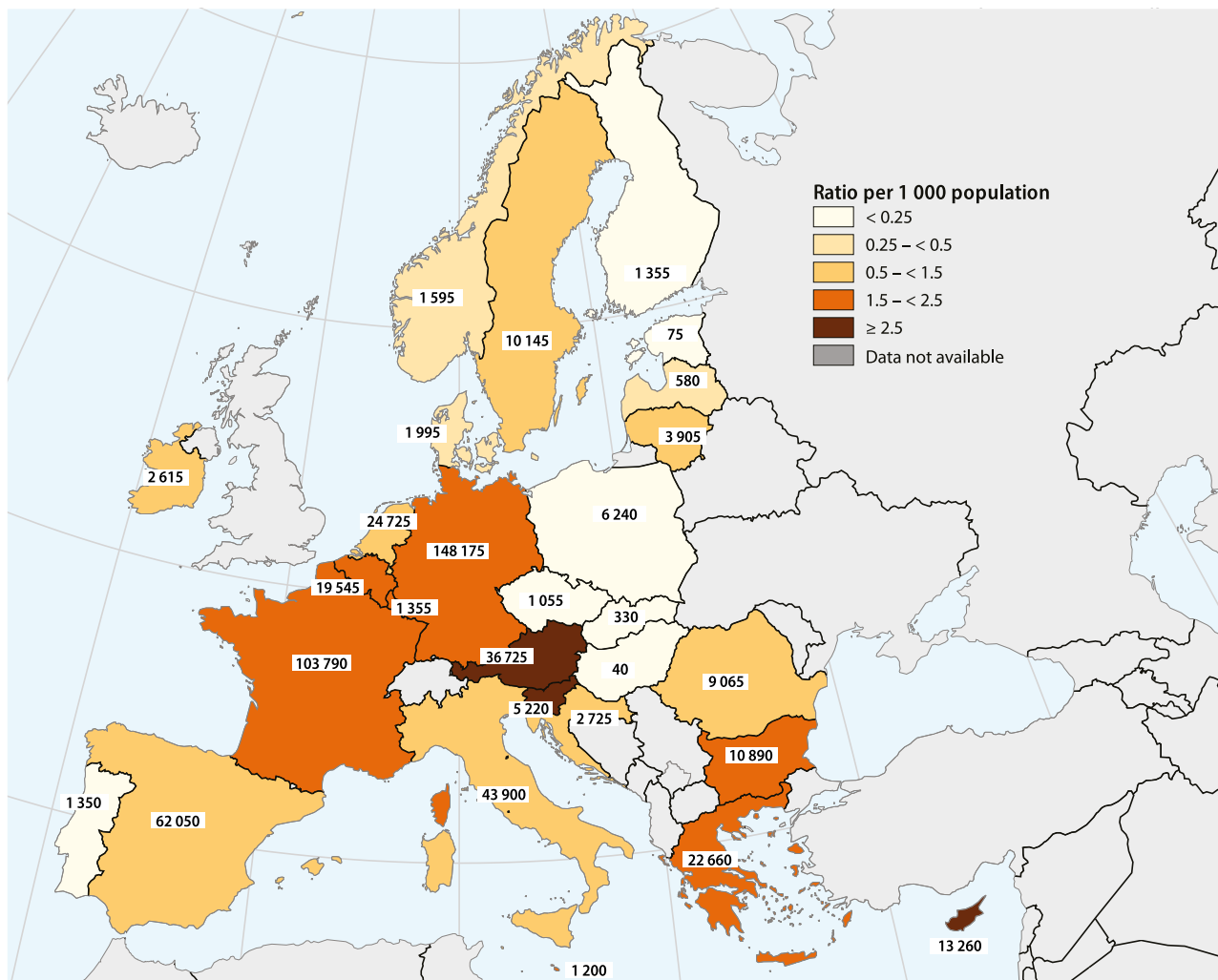
First residence permits issued for other reasons, EU and Norway, 2020 (%)



Source: Eurostat ([migr\\_resoth](#))

## 1.2 International protection including asylum

First-time asylum applicants in 2021: absolute number, ratio per 1 000 population and the main flows, EU Member States and Norway



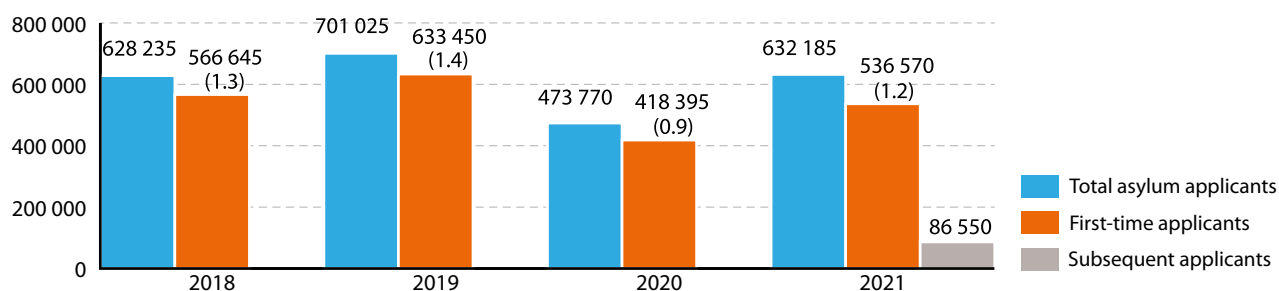
Administrative boundaries: © EuroGeographics © UN-FAO © Turkstat  
Cartography: Eurostat – IMAGE, 05/2022

### Main inflows

Europe	56 075	Africa	135 530	Asia	288 995	America	46 845
Turkey	20 400	Somalia	15 030	Syria	98 895	Venezuela	17 405
Albania	8 860	Morocco	13 690	Afghanistan	83 760	Colombia	13 180
Ukraine	5 360	Nigeria	10 395	Iraq	25 995	Peru	3 055
Oceania	5	Stateless	1 810	Unknown	7 245		

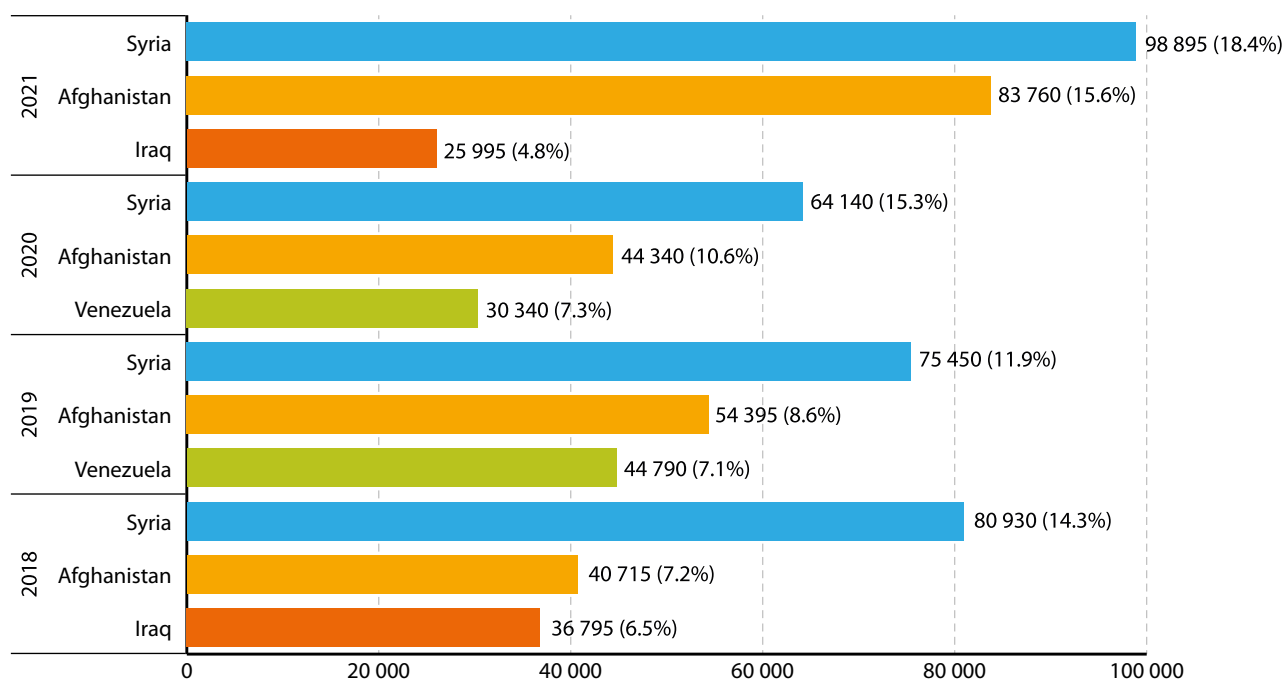
Source: Eurostat ([migr\\_asyappctza](#) and [migr\\_pop1ctz](#))

### Number of total/first-time/subsequent asylum applicants; first-time asylum applicants per 1 000 population, EU and Norway



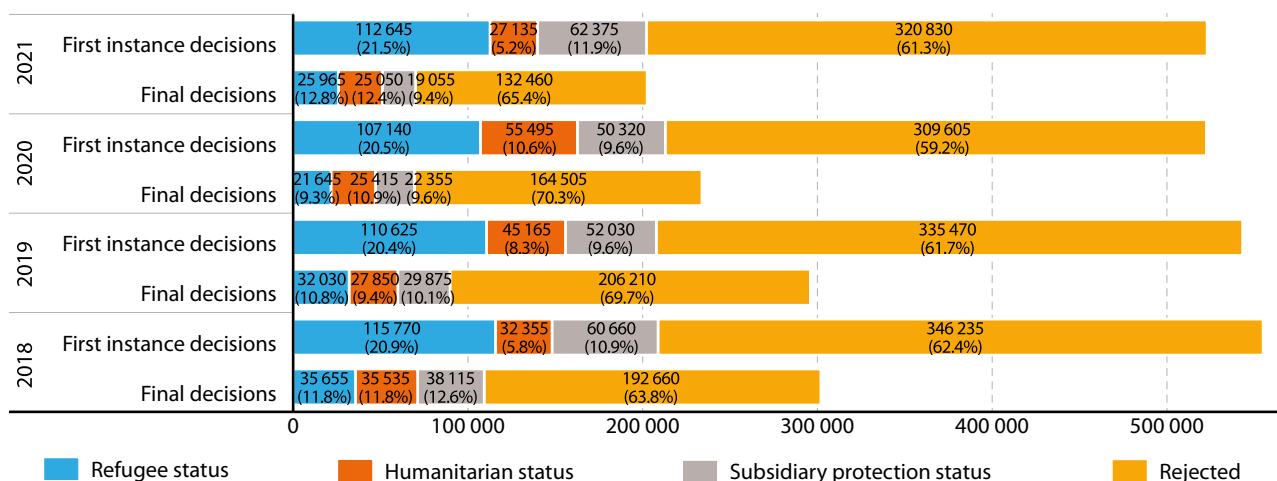
Source: Eurostat ([migr\\_asyappctza](#) and [migr\\_poplctz](#))

### Top 3 citizenships of first-time asylum applicants: number and % of total first-time applications, EU and Norway



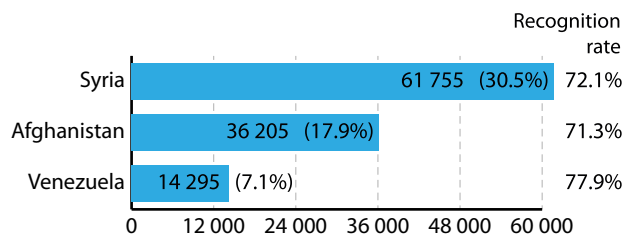
Source: Eurostat ([migr\\_asyappctza](#))

### First instance and final asylum decisions by outcome (absolute number and % of respective total decisions), EU and Norway



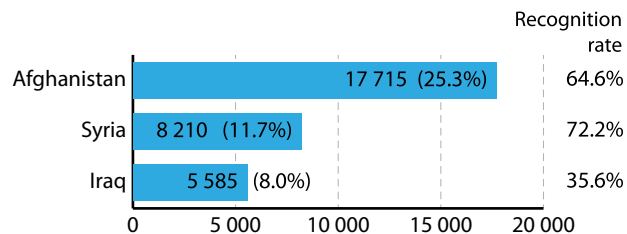
Source: Eurostat ([migr\\_asydcfsta](#) and [migr\\_asydcfina](#))

**Top 3 citizenships of asylum applicants granted protection at first instance: number, % of total positive first instance decisions and recognition rate, EU and Norway, 2021**



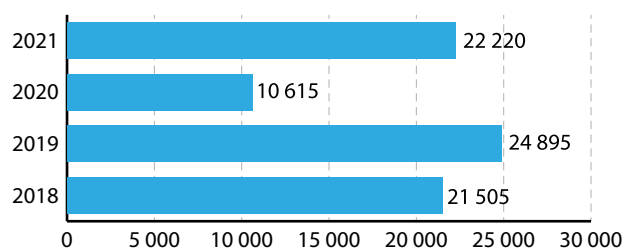
Source: Eurostat ([migr\\_asydcfst](#))

**Top 3 citizenships of asylum applicants granted protection at final instance: number, % of total positive final instance decisions and recognition rate, EU and Norway, 2021**



Source: Eurostat ([migr\\_asydcfina](#))

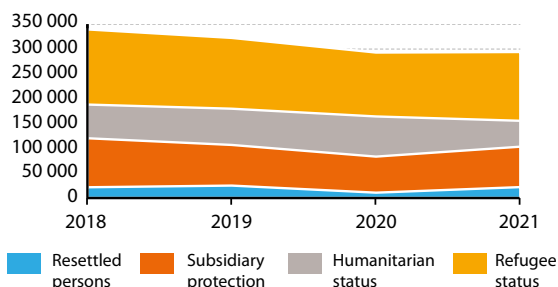
**Third-country nationals resettled: absolute number, EU and Norway**



Note: Ireland, Spain, Italy, Lithuania and Portugal not available for 2021; as a result the presented aggregate was estimated.

Source: Eurostat ([migr\\_asyresa](#))

**Total positive decisions by outcome, EU and Norway**

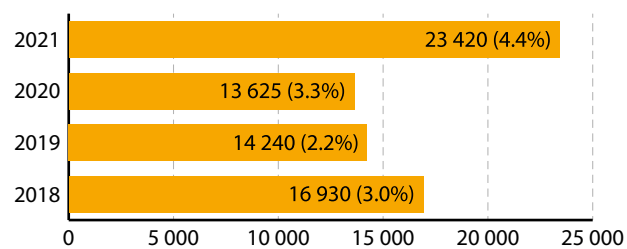


Note: Resettled persons - Ireland, Spain, Italy, Lithuania and Portugal not available for 2021; as a result the presented aggregate was estimated.

Source: Eurostat ([migr\\_asydcfst](#) and [migr\\_asydcfina](#) and [migr\\_asyresa](#))

### 1.3 Unaccompanied minors

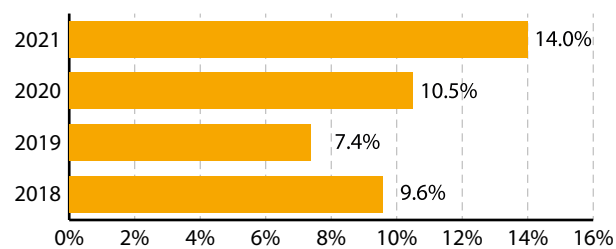
**Unaccompanied minors applying for asylum (number and % of total number of first-time asylum applications), EU and Norway**



Note: Lithuania and Portugal not available for 2021; as a result the presented aggregate was estimated.

Source: Eurostat ([migr\\_asyunaa](#) and [migr\\_asyappctza](#))

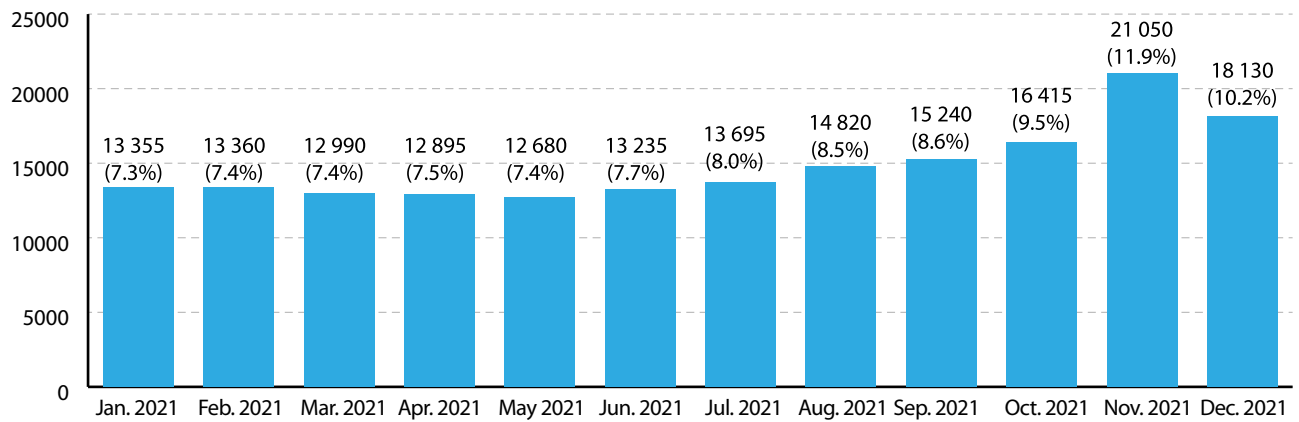
**Unaccompanied minors as % of first-time asylum applicants aged under 18, EU and Norway**



Note: Lithuania and Portugal not available for 2021; as a result the presented share was estimated.

Source: Eurostat ([migr\\_asyunaa](#) and [migr\\_asyappctza](#))

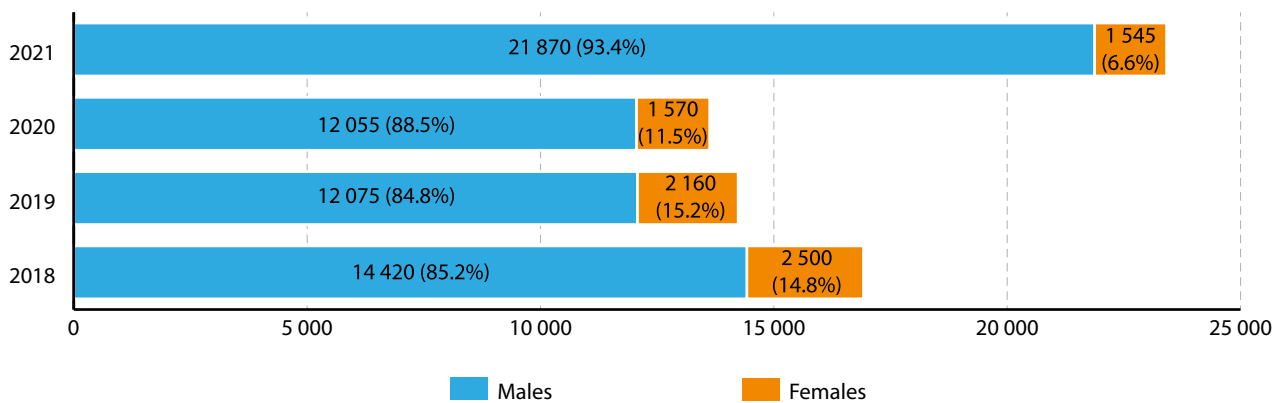
### Pending applications for unaccompanied minors: number and % of pending applications for all minors, January to December 2021 (at the end of each month), EU and Norway



Note: Lithuania not available for October to December 2021; as a result the presented aggregates were estimated.

Source: Eurostat ([migr\\_asyumpctm](#))

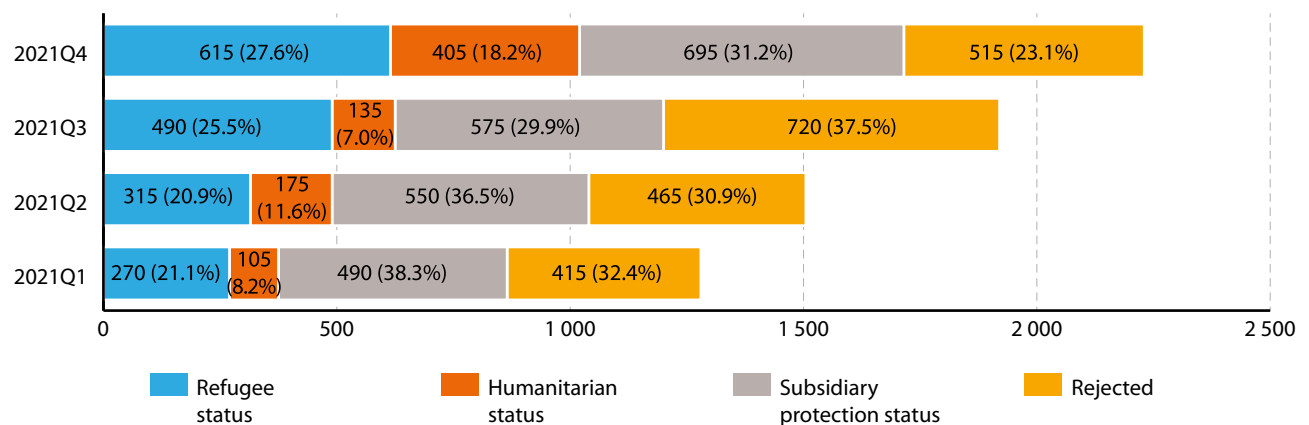
### Unaccompanied minors by sex (number and %), EU and Norway



Note: Lithuania and Portugal not available for 2021; as a result the presented aggregate was estimated.

Source: Eurostat ([migr\\_asyunaa](#))

### Number of first instance decisions on asylum applications lodged by unaccompanied minors by outcome (% of total first instance decisions on asylum applications lodged by unaccompanied minors), EU and Norway, Q1 to Q4 2021



Note: Calculations based on available data. Cyprus and Poland: data not available due to derogations.

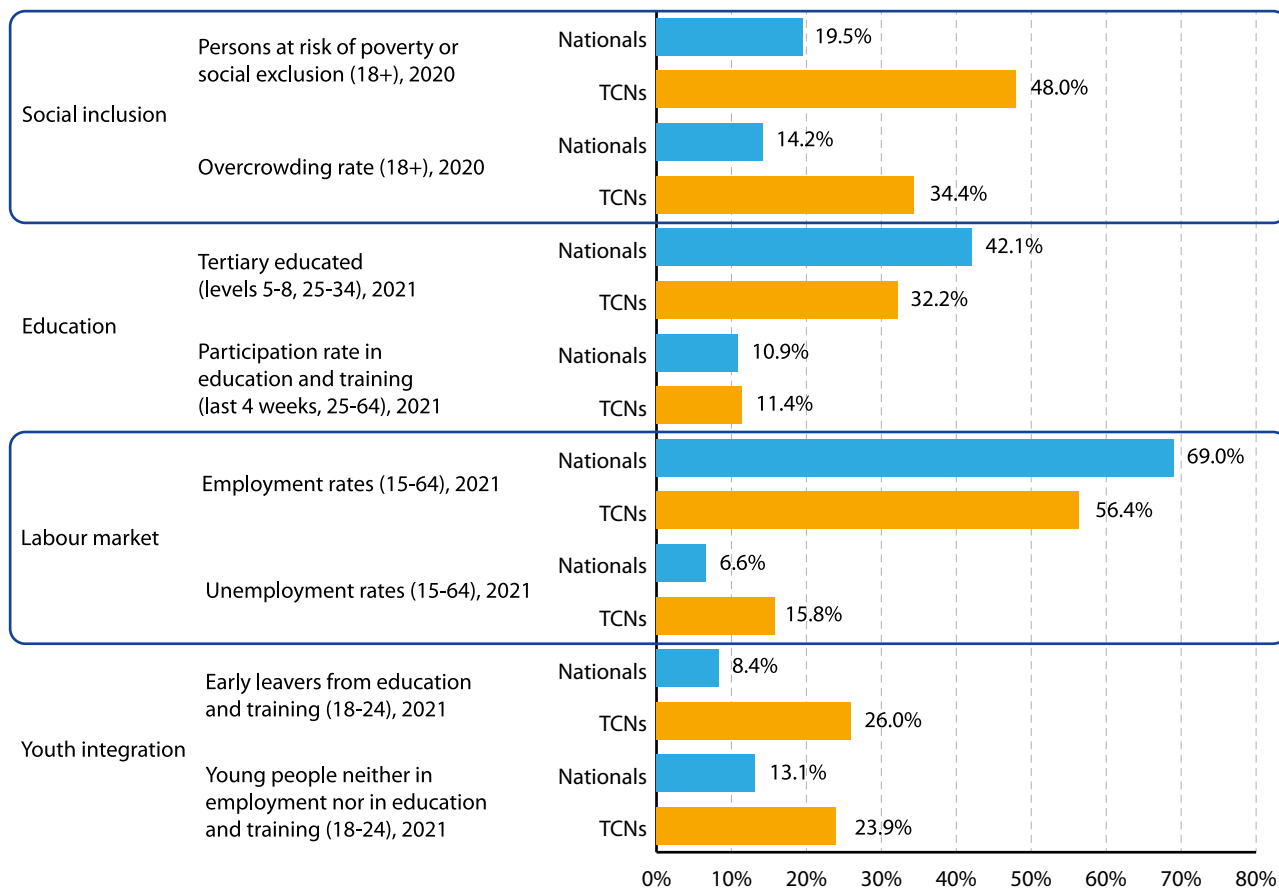
Source: Eurostat ([migr\\_asyumdcfq](#))



## 1.4 Integration

### Integration indicators for nationals of the country and third-country nationals (TCNs) in the country, (%)

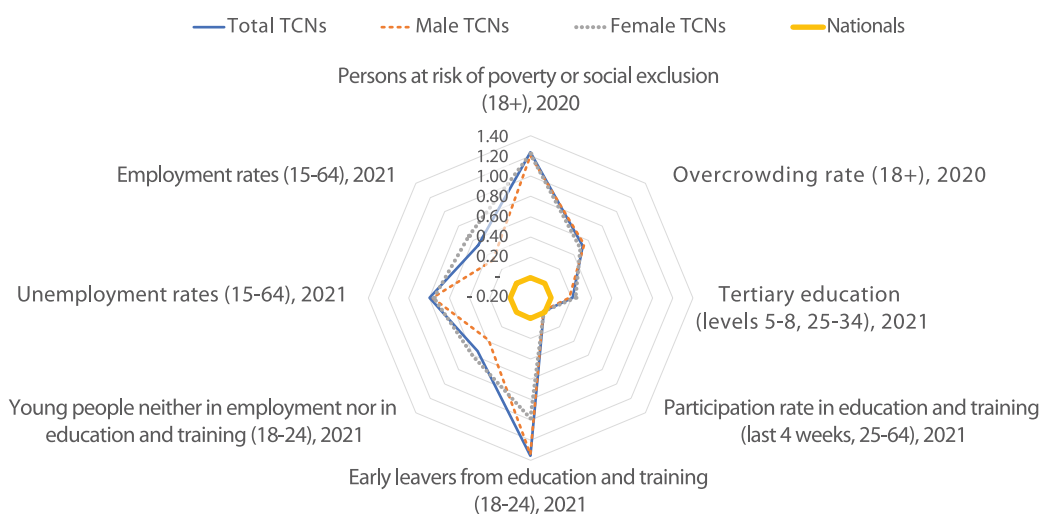
Data refer to EU only.



Source: Eurostat ([ilc\\_peps05n](#), [ilc\\_di15](#), [edat\\_lfs\\_9911](#), [trng\\_lfs\\_12](#), [lfsa\\_urgan](#), [lfsa\\_ergan](#), [edat\\_lfse\\_01](#), [edat\\_lfse\\_23](#))

### Comparison between integration indicators for third-country nationals (TCNs) and nationals

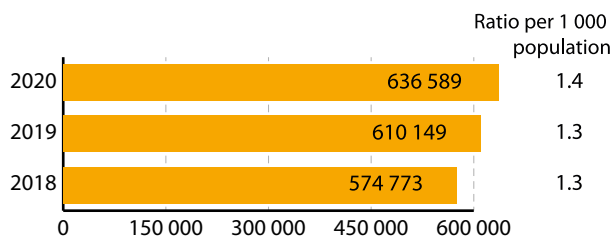
Data refer to EU only.



Source: Eurostat ([ilc\\_peps05n](#), [ilc\\_di15](#), [edat\\_lfs\\_9911](#), [trng\\_lfs\\_12](#), [lfsa\\_urgan](#), [lfsa\\_ergan](#), [edat\\_lfse\\_01](#), [edat\\_lfse\\_23](#))

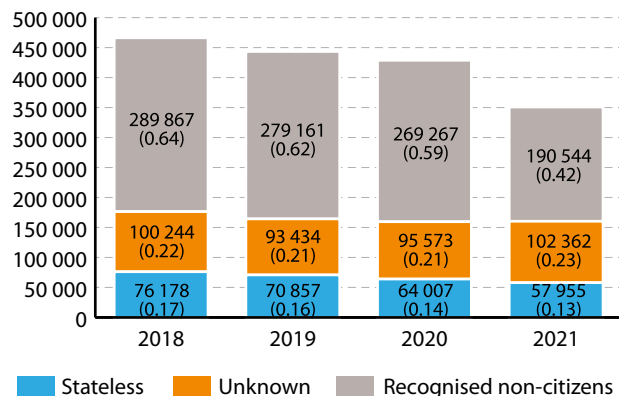
### 1.5 Citizenship and statelessness

Third-country nationals who acquired citizenship (absolute number and ratio per 1 000 population), EU and Norway



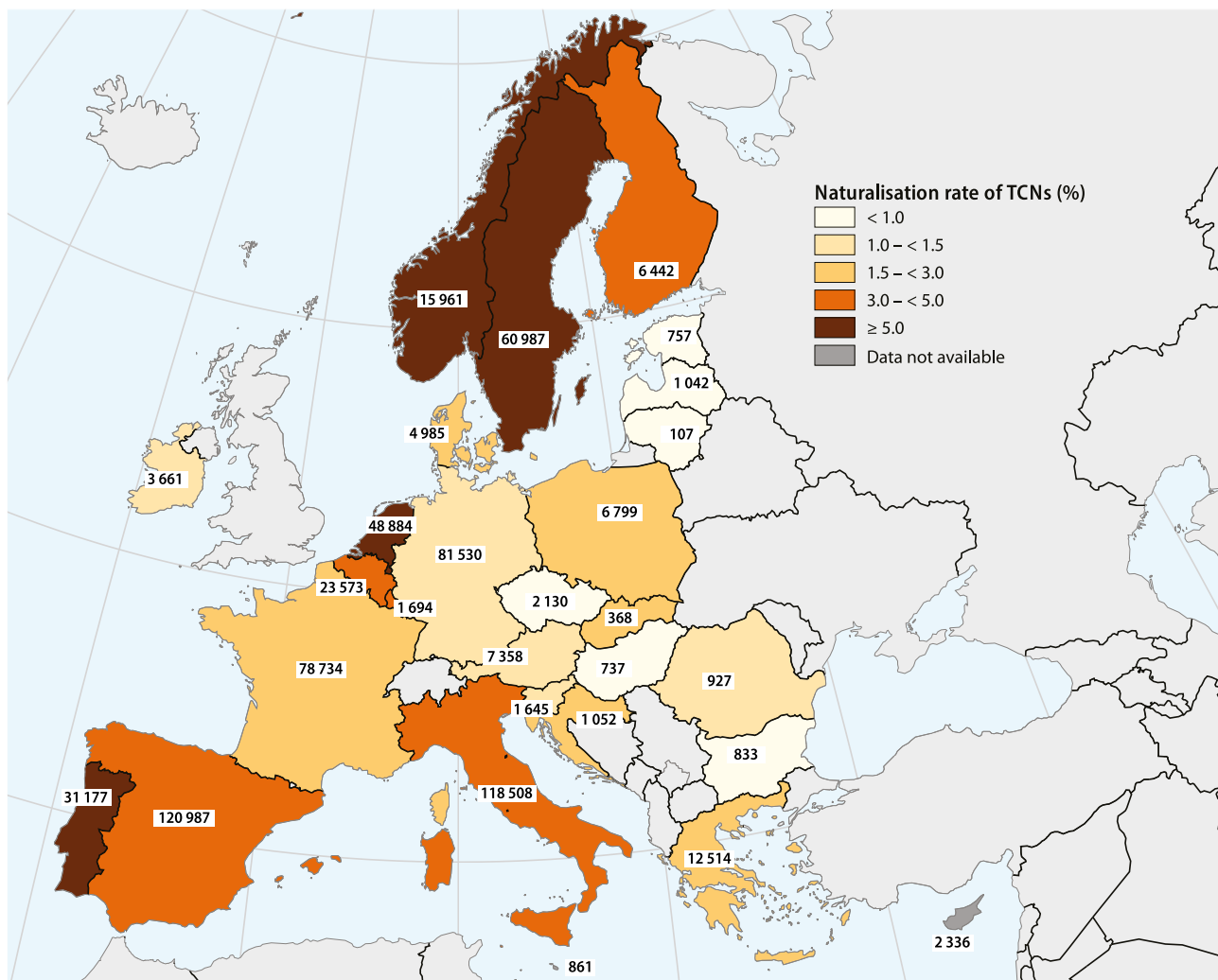
Source: Eurostat ([migr\\_acq](#) and [demo\\_gind](#))

Stateless, unknown citizens and recognised non-citizens and ratio per 1 000 population, EU and Norway



Source: Eurostat ([migr\\_poplctz](#))

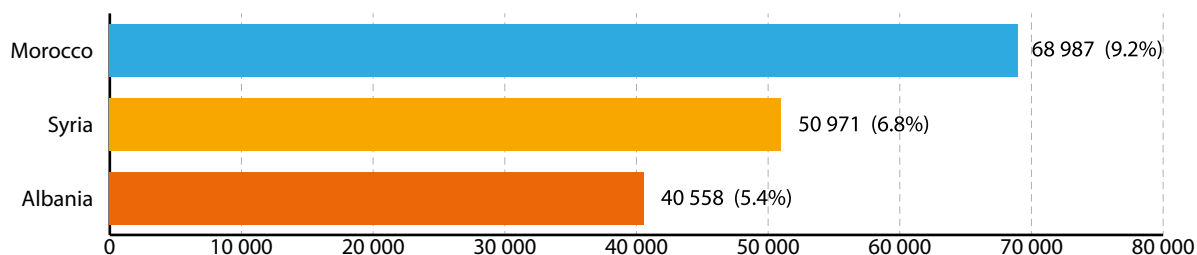
Number of third-country nationals (TCNs) who acquired citizenship and the naturalisation rate of third-country nationals (acquisition of citizenship per 100 resident non-EU citizens), EU and Norway, 2020



Administrative boundaries: © EuroGeographics © UN-FAO © Turkstat  
Cartography: Eurostat – IMAGE, 05/2022

Source: Eurostat ([migr\\_acqs](#) and [demo\\_gind](#))

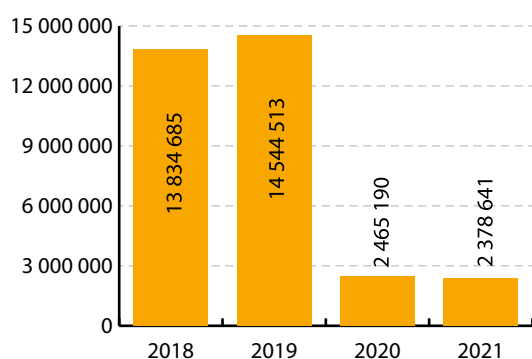
### Top 3 citizenships of people who acquired citizenship in 2020: absolute number and % of total acquisitions by third-country nationals, EU and Norway



Source: Eurostat ([migr\\_acq](#))

## 1.6 Borders, Schengen and visas

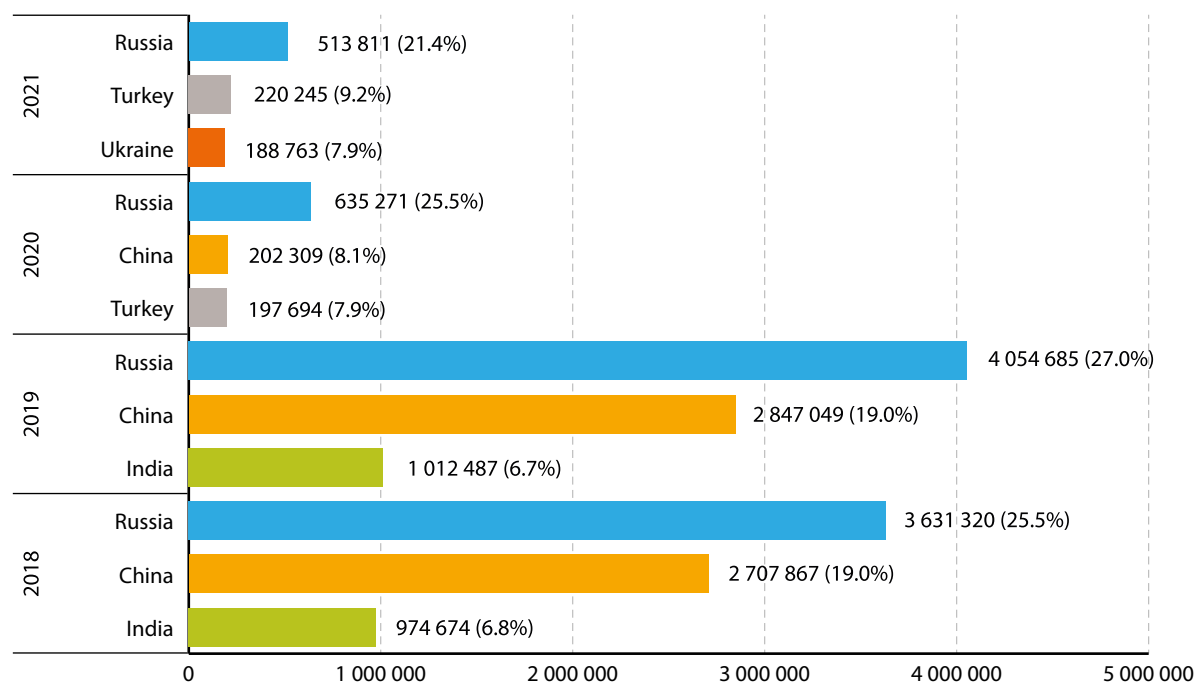
### Uniform short stay visas issued, EU and Norway



Note: For EU regards Schengen area countries only.

Source: [DG Migration and Home Affairs](#)

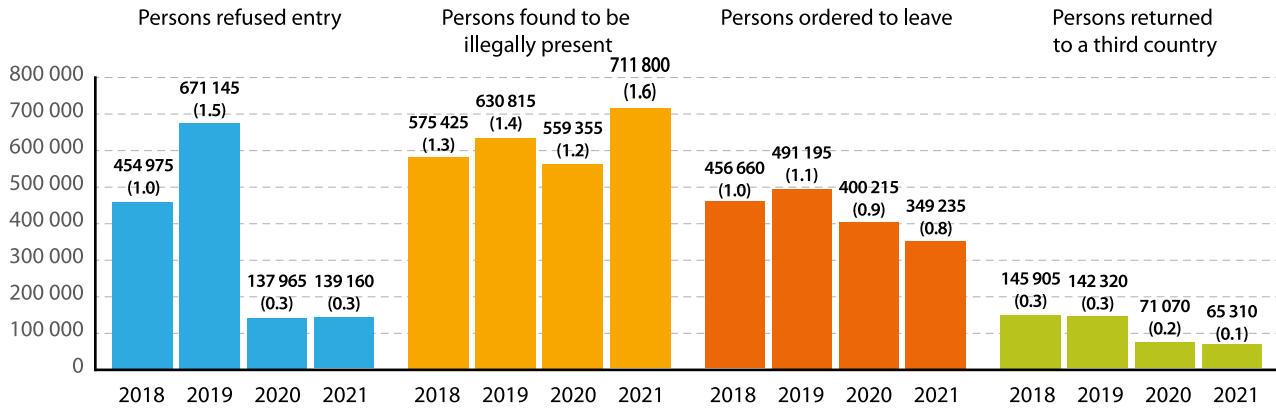
### Uniform short stay visas issued in top 3 consulate countries (% of total number of uniform visas issued in consulate countries)



Source: [DG Migration and Home Affairs](#)

## 1.7 Irregular migration

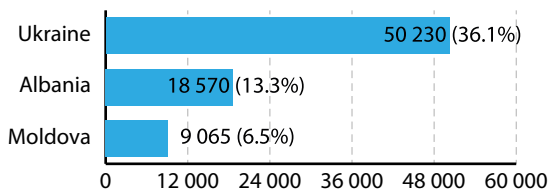
### Third-country nationals subject to immigration law enforcement (absolute numbers and ratios per 1 000 population), EU and Norway



Note: Persons refused entry and persons found to be illegally present – Norway not available for 2021; as a result the presented aggregates were estimated. Persons returned to a third country - 2021 aggregate based on available data. Spain, Lithuania and the Netherlands - data not available due to derogations.

Source: Eurostat ([migr\\_eirfs](#), [migr\\_eipre](#), [migr\\_eiord](#), [migr\\_eiord1](#), [migr\\_eirtn](#), [migr\\_eirtn1](#))

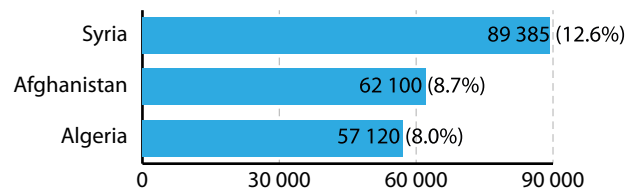
#### Top 3 citizenships refused entry, EU and Norway, 2021



Note: Norway not available for 2021; as a result the presented results are estimated.

Source: Eurostat ([migr\\_eirfs](#))

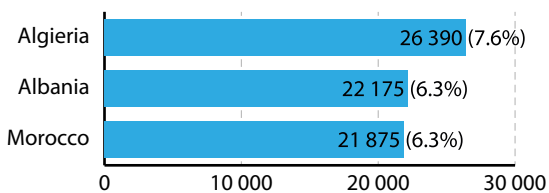
#### Top 3 citizenships found to be illegally present, EU and Norway, 2021



Note: Norway not available for 2021; as a result the presented results are estimated.

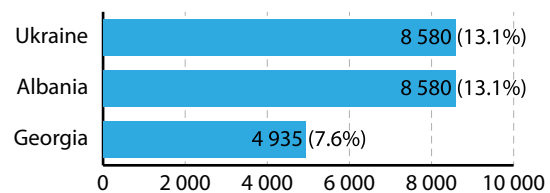
Source: Eurostat ([migr\\_eipre](#))

#### Top 3 citizenships ordered to leave the country, EU and Norway, 2021



Source: Eurostat ([migr\\_eiord1](#))

#### Top 3 citizenships returned to a third country, EU and Norway, 2021

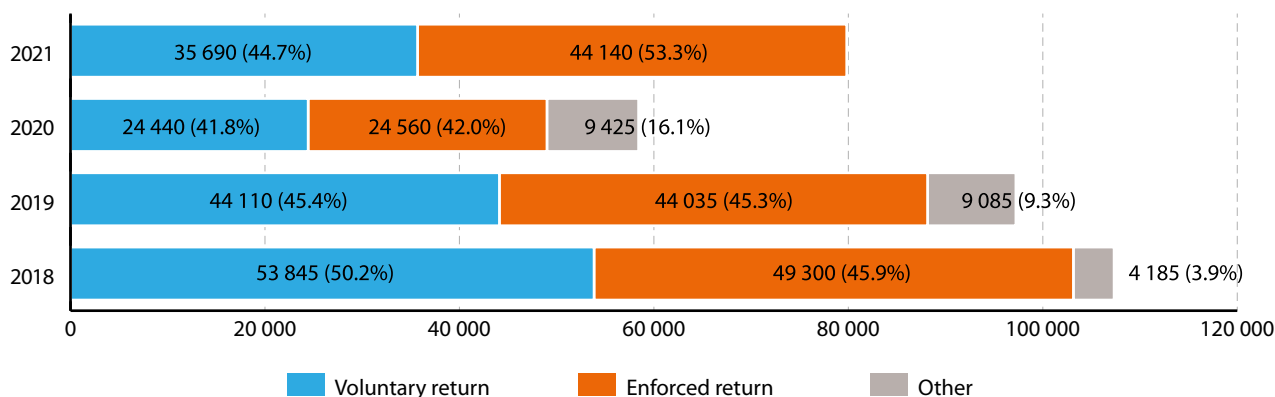


Note: The ranking is based on available data. Spain, Lithuania and the Netherlands - data not available due to derogations.

Source: Eurostat ([migr\\_eirtn1](#))

## 1.8 Return and readmission

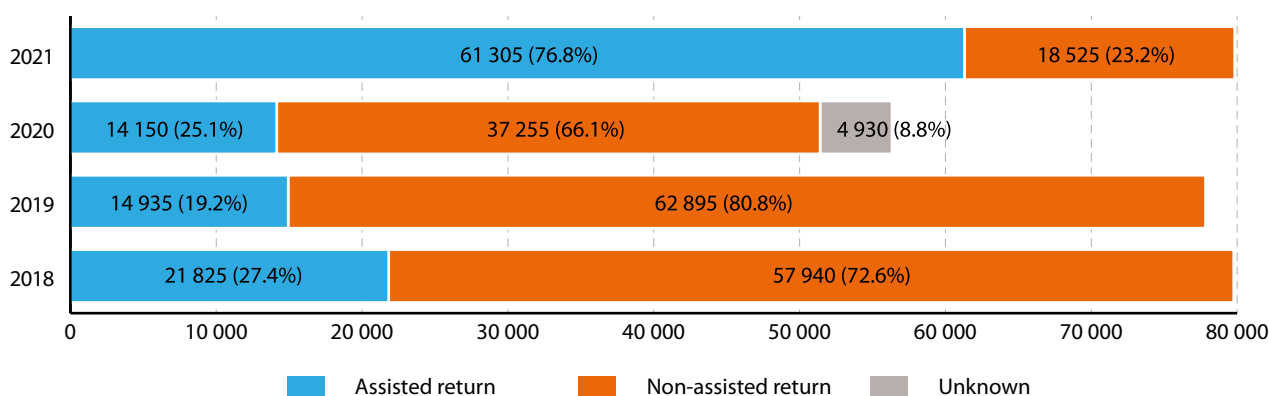
Third-country nationals who left the territory by type of return (number and % of total returns), EU and Norway



Note: Calculations based on available data. 2018-2020: voluntary annual data collection; 2021: obligatory quarterly data collection.

Source: Eurostat ([migr\\_eirt\\_vol](#) and [migr\\_eirtn1](#))

Third-country nationals who left the territory by type of assistance received (number and % of total returns), EU and Norway

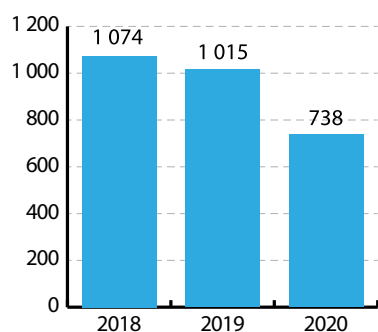


Note: Calculations based on available data. 2018-2020: voluntary annual data collection; 2021: obligatory quarterly data collection.

Source: Eurostat ([migr\\_eirt\\_ass](#) and [migr\\_eirtn1](#))

## 1.9 Trafficking in human beings

Number of first residence permits issued to victims of trafficking in human beings, EU and Norway



Source: Eurostat ([migr\\_resoth](#))



# 2

## Complementary national data

## 2.1 Unaccompanied minors and other vulnerable groups

**Table 2.1:** Unaccompanied minors recorded within the child protection system (outside of the asylum procedure), 2021

	Total	Female	Male
Belgium	n/i	n/i	n/i
Bulgaria	50	46	4
Czech Republic	167	1	166
Germany	n/i	n/i	n/i
Estonia	0	0	0
Ireland	98	25	73
Greece	3 761	276	3 485
Spain	264	143	121
France	11 315	584	10 731
Croatia	214	n/i	n/i
Italy	12 284	333	11 951
Cyprus	1	0	1
Latvia	<5	n/i	n/i
Lithuania	n/i	n/i	n/i
Luxembourg	n/a	n/a	n/a
Hungary	30	6	24
Malta	63	3	60
Netherlands	n/a	n/a	n/a
Austria	n/i	n/i	n/i
Poland	1	0	1
Portugal	127	n/i	n/i
Slovenia	241	2	239
Slovak Republic	173	2	171
Finland	n/i	n/i	n/i
Sweden	n/a	n/a	n/a
Norway	n/a	n/a	n/a

Note: The table shows the number of unaccompanied minors (UAM)(i.e. whose age of minority has been confirmed by the (Member) State authorities) recorded within the child protection system (i.e. outside of the asylum procedure) in 2021 - flow data (i.e. UAM newly recorded between 1 January 2021 and 31 December 2021).

"n/i" means data not available

"n/a" means not applicable

Note for Belgium: Data not available.

Note for Czech Republic: Source: Facility for Children-foreigners of the Ministry of Education, Youth and Sports.

Note for France: Number of UAMs entrusted by legal decision from 1 January to 31 December 2021 included. (Source: Mission MNA - SDMPJE - DPJJ - Ministry of Justice, March 2022) The French UAM mission is not informed of situations which could lead to asylum applications. These data may include some asylum applications.

Note for Croatia: Total number represents number of UAMs detected in illegal border crossing or illegal stay, without those who applied for asylum.

Note for Italy: Against 7 080 UAMs on 31 December 2020. Data are provided by the Ministry of Labour and Social Policies, which is responsible for monitoring the presence of UAMs in the Italian reception system. They refer to the presence of

UAMs on 31 December 2021. In Italy, all UAMs have access to the reception system regardless of whether or not they have applied for international protection.

Note for Hungary: Data of the child protection authority.

Note for Luxembourg: All unaccompanied minors must apply for international protection in Luxembourg.

Note for Poland: Art.186 (1) p. 2 Act on Foreigners.

Note for Slovak Republic: Source: Ministry of Labour, Social Affairs and Family of the Slovak Republic. In 2021, Slovak Republic recorded 21 UAMs applying for asylum.

Note for Sweden: In Sweden, unaccompanied minors are normally registered in the asylum system.

Note for Norway: Norway does not have unaccompanied minors outside the asylum procedure.

Source: Data provided by EMN National Contact Points. Data not available or provided for Denmark and Romania.



## 2.2 Visa policy

**Table 2.2:** Visas issued, 2021

	Total visa	(Schengen) short stay Visas (so called A and C visas, the latter including LTV visas – stays of up to 90 days)			National long-stay Visas (so called D visas)		
		Issued to third country nationals coming directly from a third country	Issued to third country nationals resident in another EU Member State	If only totals available please insert here	Issued to third country nationals coming directly from a third country	Issued to third country nationals resident in another EU Member State	If only totals available please insert here
Belgium	n/i	n/i	n/i	35 193	n/i	n/i	36 638
Bulgaria	160 931	148 765	200	148 965	11 839	127	11 966
Czech Republic	217 711	199 442	174	199 616 + 170	17 100**	825**	17 925
Germany	697 222	n/i	n/i	287 614	n/i	n/i	304 773
Estonia	65 413	n/i	n/i	39 383	n/i	n/i	26 030
Ireland	52 255	n/a	n/a	16 352	n/i	n/i	35 903
Greece	293 251	n/i	n/i	281 417	n/i	n/i	11 834
Spain	530 544	374 191	2 776	376 967	152 051	1 526	153 577
France	733 068	471 381	32 594	503 975	215 786	13 307	229 093
Croatia	52 409	49 706	349	n/a	2 703	1	n/a
Italy	190 020	188 798	1 222	n/i	123 261	1 459	n/i
Cyprus	34 494	n/i	n/i	34 494	n/a	n/a	n/a
Latvia	16 903	16 189	n/a	n/a	n/a	n/a	714
Lithuania	72 500	n/i	n/i	24 476	n/i	n/i	48 024
Luxembourg	7 235	n/i	n/i	3 556	n/i	n/i	3 679
Hungary	89 277	n/i	n/i	66 297	n/i	n/i	22 980
Malta	14 516	3 556	199	n/a	8 543	2 218	n/a
Netherlands	182 561	115 775	452	116 227	n/i	n/i	66 334
Austria	67 453	38 736	1 448	40 184	26 751	518	27 269
Poland	1 042 764	38 748	624	n/a	1 002 839	553	n/a
Portugal	n/i	n/i	n/i	3 071 (1)	n/i	n/i	n/i
Slovenia	7 229	6 253	261	n/i	679	36	n/i
Slovak Republic	8 365	3 241	477	n/a	4 475	172	n/a
Finland	56 123	55 940	183	n/i	n/a	n/a	n/a
Sweden	19 683	n/i	n/i	14 882	n/i	n/i	4 801
Norway	n/i	n/i	n/i	7 033	n/i	n/i	14 360

## 2 Complementary national data

Note: Statistics on total number of visas issued, the number of (Schengen) short stay visas and national visas.

Definitions (Source: EMN Glossary 70):

Short-stay visa: The authorisation or decision of an EU Member State with a view to transit through or an intended stay on the territory of one or more or all the EU Member States of a duration of no more than 90 days in any 180-day period.

Long-stay visa: The authorisation or decision issued by one of the EU Member States in accordance with its national law or Union law required for entry for an intended stay in that EU Member State of more than three months.

"n/a" means data not available.

"n/d" means not applicable.

Source: Data provided by EMN National Contact Points. Data not available or provided for Denmark and Romania.

Note for Czech Republic: \*\* That exact numbers for these subcategories are not available as we have data only for a broader category; however, we could estimate the figures based on the percentage share of the total number of national visas.

Note for Germany: <https://www.auswaertiges-amt.de/de/service/visa-und-aufenthalt/72231558>

Note for Ireland: National visas (both short stay and long stay) - Ireland is not part of the Schengen area and does not issue Schengen visas.

Note for France: Source: Division for the valorisation of administrative Sources, Department for studies, statistics and documentation (DSED), General Directorate for foreign nationals in France (DGEF)/ministry of the Interior, April 2022. For 2021 data are provisional data.

Note for Croatia: Croatia started issuing D visas as of 1 November 2021.

Note for Lithuania: Preliminary data on the visas issued.

Note for the Netherlands: The numbers on Visas for short-term are provided by the Ministry for Foreign Affairs, the data on the long-stay Visas is provided by the Immigration and Naturalisation Service (IND).

Note for Poland: Visas issued by the Polish consular posts.

Note for Portugal: (1) Partial data. Number of visas issued in border control posts.

Note for Slovak Republic: Source: Ministry of Foreign and European Affairs of the Slovak Republic.

Note for Finland: Source: Finnish Ministry for Foreign Affairs.

Note for Sweden: Figures include visas issued by the Swedish missions abroad and by the Swedish Migration Agency.

Note for Norway: Norway only granted C and D visas in 2021.

## 2.3 Trafficking in human beings

**Table 2.3.1:** Victims of trafficking in human beings from third countries, 2021

	Total number of TCNs 'identified' as victims of trafficking in human beings in 2021. 'Presumed to be' victims are shown in brackets.		Age				Forms of exploitation						Top 3 citizenships			
			18 years or older		Under 18 years of age		Sexual exploitation		Labour exploitation		Other forms					
	Total	Female	Total	Female	Total	Female	Total	Female	Total	Female	Total	Female		Male		
Belgium	119	38	81	6	0	6	20	18	2	63	48	15	36	5	31	1. Vietnam, 2. Ukraine, 3. Morocco
Bulgaria	0	0	0	0	0	0	0	0	0	0	0	0	0	0	0	
Czech Republic	n/i (6)	n/i (2)	n/i (4)	0	0	0	n/i (0)	n/i (0)	n/i (0)	n/i (6)	n/i (2)	n/i (4)	n/i (0)	n/i (0)	n/i (0)	1. Mongolia
Germany	n/i	n/i	n/i	n/i	n/i	n/i	n/i	n/i	n/i	n/i	n/i	n/i	n/i	n/i	n/i	n/i
Estonia	34	21	9+4	0	0	0	27	21	2+4	7	0	7	0	0	0	1. Ukraine, 2. Brasil, 3. Columbia
Ireland	34	n/i	n/i	0	0	0	22	n/i	n/i	12	n/i	n/i	n/i	n/i	n/i	1. Nigeria, 2. Ghana, 3. Brazil
Greece	0 (133)	0 (100)	0 (33)	0 (16)	0 (5)	0 (11)	0 (80)	0 (74)	0 (6)	0 (55)	0 (30)	0 (25)	0 (14)	0 (9)	0 (5)	1. Cameroon, 2. Democratic Republic of the Congo, 3. Sierra Leone
Spain	162	140	22	1	1	0	113	108	5	50	33	17	0	0	0	1. Colombia, 2. Honduras, 3. Paraguay
France	1251	679	555	254	133	121	129	107	22	432	158	274	n/i	n/i	n/i	1. Nigeria, 2. Morocco, 3. Peru, Dominican Republic
Croatia	19	9	10	10	5	5	7	6	1	6	1	5	8	4	4	1. Nepal
Italy	508	n/i	n/i	n/i	n/i	n/i	n/i	n/i	n/i	n/i	n/i	n/i	n/i	n/i	n/i	n/i
Cyprus	9	3	6	2	1	1	2	2	0	7	1	6	0	0	0	1. Egypt, 2. Congo, Nigeria, Nepal, Syria
Latvia	2	0	2	0	0	0	0	0	0	2	0	2	0	0	0	
Lithuania	n/i	n/i	n/i	n/i	n/i	n/i	n/i	n/i	n/i	n/i	n/i	n/i	n/i	n/i	n/i	n/i
Luxembourg	14 (18)	3 (2)	11 (16)	0 (0)	0 (0)	0 (0)	1 (1)	1 (1)	0	13 (17)	2 (1)	11 (16)	0 (0)	0 (0)	0 (0)	1. Ukrainian, 2. Nepalese, 3. Chinese
Hungary	6	2	4	0	0	0	2	2	0	4	0	4	0	0	0	1. Mongolian, 2. Mosambican
Malta	0	0	0	0	0	0	0	0	0	0	0	0	0	0	0	

	Total number of TCNs 'identified' as victims of trafficking in human beings in 2021. 'Presumed to be' victims are shown in brackets.				Age				Forms of exploitation						Top 3 citizenships		
	18 years or older		Under 18 years of age		Sexual exploitation		Labour exploitation		Other forms		Total	Female	Male	Total		Female	Male
	Total	Female	Male	Total	Female	Male	Total	Female	Male	Total							
Netherlands	(184)	(112)	(72)	(181)	(111)	(70)	(3)	(1)	(2)	n/i	n/i	n/i	n/i	n/i	n/i	n/i	1. Nigeria, 2. Siera Leone, 3. Gambia
Austria	75	24	51	73	23	50	2	1	1	n/i	n/i	n/i	n/i	n/i	n/i	n/i	n/i
Poland	109	n/i	n/i	107	n/i	n/i	2	n/i	n/i	n/a	n/i	n/i	n/a	n/i	n/i	n/i	1. Moldova, 2. Colombia, 3. Philippines
Portugal	54	n/i	n/i	n/i	n/i	n/i	n/i	n/i	n/i	1	n/i	n/i	45	n/i	n/i	8	1. Moldova, 2. Romania, 3. Mali
Slovenia	31	31	0	31	31	0	0	0	0	31	31	0	0	0	0	0	1. Dominican Republic, 2. Serbia, 3. Ukraine, Paraguay
Slovak Republic	2 (2)	2 (2)	0 (0)	c/d	c/d	c/d	c/d	c/d	c/d	c/d	c/d	c/d	c/d	c/d	c/d	c/d	c/d
Finland	9 (243)	n/i (147)	n/i (96)	n/i (215)	n/i (136)	n/i (79)	n/i (28)	n/i (11)	n/i (17)	n/i (68)	n/i (56)	n/i (12)	n/i (105)	n/i (25)	n/i (80)	n/i (5)	1. Iraq, 2. Somalia, 3. Afghanistan
Sweden	261	144	117	240	135	105	21	9	12	108	99	9	150	56	94	39	n/i
Norway	n/i	n/i	n/i	n/i	n/i	n/i	n/i	n/i	n/i	n/i	n/i	n/i	n/i	n/i	n/i	n/i	n/i

Note: 'Presumed' victims are persons who fulfil the definition of victim of trafficking in human being, as outlined in Directive 2011/36/EU, but who have not been formally identified by the relevant authorities (i.e. the national person/body authorised to formally identify victims).

More than one form of exploitation may be associated with each victim, therefore the statistics presented in this section may not necessarily agree with the overall totals entered above.

'Identified' victims are those whom have been formally identified by the relevant authority (i.e. the national person/body authorised to formally identify victims). This terminology is in keeping with terminology used by Eurostat: Eurostat Methodologies and Working papers: Trafficking in human beings. Available at: [https://ec.europa.eu/eurostat/documents/3888793/6648090/KS-TC-14-008-EN-1.pdf/b0315c39-e7b0-4d85-8285-854f37b58801?\\_t=1424684734000](https://ec.europa.eu/eurostat/documents/3888793/6648090/KS-TC-14-008-EN-1.pdf/b0315c39-e7b0-4d85-8285-854f37b58801?_t=1424684734000)

"n/i" means information not available.  
"c/d" means 'Confidential data based on low number of identified third-country national victims of trafficking in human beings.'

Note for Belgium: Included data on smuggling.

Note for Germany: Figures for 2021 will be published in the fall of 2022.

Note for Estonia: All victims were presumed victims, of which four were transgender presumed victims in sexual exploitation, they are added +4 in males rows.

Note for Greece: In forms of exploitation are counted multiple forms and not only

Source: Data provided by EMN National Contact Points. Data not available or provided for Denmark and Romania.

one form per victim.

Note for Spain: Top 3 citizenships by form of exploitation: Sexual: Colombia, Paraguay, Venezuela; Labour: Honduras, Colombia, Nicaragua.

Note for France: Data included in the table add information provided by the Central Office for Combating Illegal Employment (OCLI, ministry of the Interior) for labour exploitation and information provided by the General Directorate for National Police (DGPN, Delegation for victims, ministry of the Interior) for sexual exploitation. Data include TCNs and European victims. Possibility of duplications in the table (the same case may include several infringements). Furthermore, the nature of infringements specific to trafficking in human beings do not make it possible to identify the form of exploitation. There may therefore be victims of sexual exploitation or forced begging, for example. In the data are included statistics for the following offences: Servitude reduction/Slavery reduction/Forced labour/Unfair working conditions and/or accommodation.

The top 4 nationalities listed apply for both labour and sexual exploitations and do not include top EU nationalities.

Note for the Netherlands: There is no formal identification in the Netherlands, numbers shown are victims who are reported to the IND in relation to the reflection period or a residence permit for victims of trafficking in human beings.

The National Rapporteur publishes once a year an overview of all victims of trafficking in human beings of the previous year. This report is published in the fall and includes information on national, European and TCN victims. Due to a difference in sources the data provided here might deviate from the data

published by the National Rapporteur later this year.

Note for Austria: The reported data refer to Art. 104a of the Criminal Code. Data includes third-country nationals and EU citizens.

Note for Poland: National Prosecutor's Office's data.

Note for Slovak Republic: Source: Ministry of Interior of the Slovak Republic. Confidential data based on low number of identified TCN victims of trafficking in human beings.

Note for Finland: Source: Assistance system for victims of human trafficking (Finnish Immigration Service). The number of identified victims is just the number that were identified by the Assistance system. A person can be identified as a victim of human trafficking by other authorities as well such as Police, Border Guard, court or prosecutor during an investigation or a court proceeding.

Note for Sweden: One individual can be the victim of several forms of exploitation at the same time. The total number of victims identified is therefore not the same as the sum of victims of the different forms of exploitation.

Note for Norway: Norway does not have a national identification authority and can therefore not provide the total number of TCNs identified as victims of trafficking in 2021. UDI decided upon 27 cases concerning presumed victims of trafficking (reflection, temporary residence permit and asylum) and 11 presumed victims of trafficking returned with IOMs assisted voluntary return program. These numbers do not reflect the total number of victims receiving assistance in Norway. The number includes EEA citizens.

Table 2.3.2: Total number of reflection periods granted to victims of trafficking in human beings, 2021

MS	Total number of reflection periods granted 2021						Total number of residence permits requested 2021						Total number of residence permits granted 2021									
	According to Directive 2004/81/EC			National provisions			TOTAL	According to Directive 2004/81/EC			National provisions			TOTAL	According to Directive 2004/81/EC			National provisions			TOTAL	
	Total	Female	Male	Total	Female	Male		Total	Female	Male	Total	Female	Male		Total	Female	Male					
Belgium	76	23	53	n/i	n/i	n/i	76	464	189	275	59	27	32	523	464	189	275	59	27	32	523	
Bulgaria	0	0	0	0	0	0	0	0	0	0	0	0	0	0	0	0	0	0	0	0	0	0
Czech Republic	n/a	n/a	n/a	n/i (6)	n/i (2)	n/i (4)	6	0	0	0	14	8	6	14	n/i	n/i	n/i	14	8	6	14	
Germany	n/i	n/i	n/i	n/i	n/i	n/i	n/i	n/i	n/i	n/i	n/i	n/i	n/i	n/i	n/i	n/i	n/i	n/i	n/i	n/i	n/i	n/i
Estonia	n/i	n/i	n/i	n/i	n/i	n/i	n/i	n/i	n/i	n/i	n/i	n/i	n/i	n/i	n/i	n/i	n/i	n/i	n/i	n/i	n/i	n/i
Ireland	n/a	n/a	n/a	34	n/i	n/i	34	n/a	n/a	n/a	n/i	n/i	n/i	n/i	n/a	n/a	n/a	n/i	n/i	n/i	n/i	n/i
Greece	n/i	n/i	n/i	n/i	n/i	n/i	n/i	2	2	0	16	15	1	18	1	1	0	10	10	0	0	11
Spain	39	25	14	0	0	0	39	522	n/i	n/i	0	n/i	n/i	522	305	n/i	n/i	0	n/i	n/i	305	
France	n/a	n/a	n/a	n/a	n/a	n/a	n/a	597	460	137	n/i	n/i	n/i	n/i	471	344	127	n/i	n/i	n/i	n/i	
Croatia	0	0	0	4	0	4	4	0	0	0	4	0	4	4	0	0	0	4	0	4	4	
Italy	n/i	n/i	n/i	n/i	n/i	n/i	n/i	n/i	n/i	n/i	n/i	n/i	n/i	n/i	n/i	n/i	n/i	n/i	n/i	n/i	n/i	n/i
Cyprus	139	69	70	139	69	70	139	60	25	35	n/a	n/a	n/a	60	55	24	31	n/a	n/a	n/a	55	
Latvia	0	0	0	0	0	0	0	0	0	0	0	0	0	0	0	0	0	2	0	2	2	
Lithuania	n/i	n/i	n/i	n/i	n/i	n/i	n/i	n/i	n/i	n/i	n/i	n/i	n/i	n/i	n/i	n/i	n/i	n/i	n/i	n/i	n/i	n/i
Luxembourg	5	1	4	n/a	n/a	n/a	5	3	0	3	n/a	n/a	n/a	3	3	0	3	n/a	n/a	n/a	3	
Hungary	1	1	0	n/a	n/a	n/a	1	1	1	1	n/a	n/a	n/a	1	1	1	0	n/a	n/a	n/a	1	
Malta	0	0	0	0	0	0	0	0	0	0	0	0	0	0	0	0	0	0	0	0	0	
Netherlands	42	31	11	n/i	n/i	n/i	42	142	81	61	n/i	n/i	n/i	142	82	53	29	n/i	n/i	n/i	82	
Austria	n/i	n/i	n/i	n/i	n/i	n/i	n/i	n/i	n/i	n/i	n/i	n/i	n/i	n/i	n/i	n/i	n/i	14	12	2	n/i	
Poland	n/a	n/a	n/a	67	18	49	67	n/i	n/i	n/i	18	5	13	n/i	n/i	n/i	n/i	8	0	8	n/i	
Portugal	n/i	n/i	n/i	n/i	n/i	n/i	n/i	n/i	n/i	n/i	n/i	n/i	n/i	n/i	n/i	n/i	n/i	n/i	n/i	n/i	n/i	n/i
Slovenia	0	0	0	0	0	0	0	0	0	0	0	0	0	0	0	0	0	0	0	0	0	
Slovak Republic	n/a	n/a	n/a	n/a	n/a	n/a	n/a	0	0	0	0	0	0	0	0	0	0	0	0	0	0	
Finland	16	n/a	n/a	n/a	n/a	n/a	16	28	12	16	n/a	n/a	n/a	28	29	14	15	n/a	n/a	n/a	29	
Sweden	9	5	4	n/a	n/a	n/a	9	n/i	n/i	n/i	n/a	n/a	n/a	n/i	69	14	55	n/a	n/a	n/a	n/a	
Norway	n/a	n/a	n/a	8	4	4	8	n/a	n/a	n/a	12	8	4	12	n/a	n/a	n/a	8	5	3	8	

## 2 Complementary national data

"n/a" means information not available.  
"n/a" means not applicable.

*Note for Czech Republic:* Total number of residence permits requested 2021: The residence permit issued for this purpose has duration only 1/2 year. Together it means 14 requests per year. Total number of residence permits granted 2021: 14 permits issued for 7 persons. The residence permits issued for this purpose have duration only 1/2 year. All the requested permits were issued.

*Note for France:* Source: Data include first and renewed residence permits (both for granted and requested residence permits). Source: Division for the valorisation of administrative sources, Department for studies, statistics and documentation (DSED), General Directorate for foreign nationals

Source: Data provided by EMN National Contact Points. Data not available or provided for Denmark and Romania.

in France (DGEEF)/Ministry of the Interior, April 2022. For 2021 data are provisional data.

*Note for Cyprus:* The law of combating of human trafficking and exploitation of human beings and victims protection in Cyprus, is fully harmonised and is in relevance to the international conventions.

*Note for Latvia:* Two TCN were identified as victims. Both had obtained permits before entering country.

*Note for Hungary:* These data all relate to the same person.

*Note for Poland:* Number of residence permits granted and requested: data from the Office for Foreigners (based on art.176 of the Act of Foreigners).

*Note for Slovak Republic:* Source: Bureau of Border and Foreign Police of the Police Force Presidium.

*Note for Finland:* Total number of residence permits requested 2021: Female: 12 (5 first and 7 extended), Male: 16 (11 first and 5 extended); Total number of residence permits granted 2021: Total: 29 (14 first and 15 extended), Female: 14 (7 first and 7 extended), Male: 15 (7 first and 8 extended); Sources: Finnish Immigration Service, National Assistance System for Victims of Human Trafficking.

*Note for Sweden:* The figures given reflect the number of permits issued or extended in 2021, not the number of persons. One person can be issued several permits during a year.

*Note for Norway:* The residence permit according to Norway's national provisions refers to a temporary permit for up to 12 months, on the basis of a police complaint against the traffickers, both for TCN and EEA citizens. The permit may be renewed.

**Table 2.3.3:** Number of traffickers arrested and convicted, 2021

	Arrested / otherwise involved in a criminal proceeding	Convicted
Belgium	79	n/i
Bulgaria	207	73
Czech Republic	21	24
Germany	n/i	n/i
Estonia	4	2
Ireland	6	2
Greece	n/i	132
Spain	244	n/i
France	1 756	1 094
Croatia	32	0
Italy	n/i	n/i
Cyprus	1	4
Latvia	12	1
Lithuania	n/i	n/i
Luxembourg	19	1
Hungary	255	57
Malta	0	0
Netherlands	239	82
Austria	38	n/i
Poland	103	7 787
Portugal	3	n/i
Slovenia	20	0
Slovak Republic	22	21
Finland	55	2
Sweden	63	n/i
Norway	31	12

Note: The data presented in the table are not limited to traffickers from third-countries only.

"n/i" means information not available.

*Note for Belgium:* Data on arrested/otherwise involved in a criminal proceeding: this is the number of unique suspects registered by the police services in respect of human trafficking and human smuggling registered in the ANG (General National Database). It concerns the data for the full year 2020 and the first semester of 2021. The date of closure of the database is 22/10/21. The figures for the full year 2021 will be available at the end of June / beginning of July this year.

*Note for Bulgaria:* The figures refer to suspects apprehended at the state border. The actual number of people to be convicted cannot be specified correctly due to three-instance type of court proceedings.

*Note for Germany:* Figures on arrested traffickers for 2021 will be published in the fall of 2022; data on convicted traffickers is not available.

*Note for Estonia:* Penal Code § 133. Arrested/otherwise involved means prosecuted and sent to court.

*Note for Ireland:* While a total of 6 persons were arrested in 2021 for human trafficking related investigations, 19 persons were investigated.

*Note for France:* Directorate for Criminal Affairs and Pardons (DACG), Ministry of Justice, SID-Cassiopee, March 2022.

*Note for Croatia:* 3 perpetrators were convicted but judgment is not final.

*Note for Latvia:* The number of persons suspected in crimes according to CL 154.1 "Trafficking in human beings".

*Note for Hungary:* The first column shows the number of persons against whom prosecution was commenced for human trafficking.

*Note for the Netherlands:* The search engine in the registration system of the Courts is improved. They can give more accurate numbers of proven statements in relation to the specific articles of the criminal law.

*Note for Poland:* National Prosecutor's Office's data - arrested/otherwise involved in a criminal proceeding; Ministry of Justice's data - convicted.

*Note for Slovenia:* 18 natural persons and 2 legal entities.

*Note for Finland:* Includes aggregate data on individuals suspected of human trafficking or aggravated human trafficking offences. (One hit per individual in dataset).

*Note for Sweden:* National statistics on convicted traffickers have not yet been published by the responsible authority in Sweden.

*Note for Norway:* 29 cases of trafficking in human beings were reported to the police in 2021 and investigations were completed in 36 cases. The 36 cases involved 47 suspects and resulted in 51 charges against 31 people.

Source: Data provided by EMN National Contact Points. Data not available or provided for Denmark and Romania.

## 2.4 Return

**Table 2.4:** Number of third-country nationals being returned to their home country by type of return – break-down by sex, 2021

	Enforced return			Returned voluntarily			Among TCNs returned voluntarily, the number of TCNs returned as part of an assisted return programme		
	Total	Female	Male	Total	Female	Male	Total	Female	Male
Belgium	1 019	90	929	1 785	747	1 038	1 669	703	966
Bulgaria	546	47	499	224	48	176	49	9	40
Czech Republic	171	6	165	576	94	482	526	82	444
Germany	11 982	2 493	n/i	21 343	n/i	n/i	6 800	n/i	n/i
Estonia	104	10	94	1 089	206	883	40	9	31
Ireland	5	0	5	129	57	72	66	28	38
Greece	3 640	397	3 243	2 737	643	2 094	2 737	n/i	n/i
Spain	3 304	259	3 045	1 501	719	782	1 501	719	782
France	3 782	n/i	n/i	4 521	n/i	n/i	2 984	n/i	n/i
Croatia	1 329	n/i	n/i	599	n/i	n/i	38	n/i	n/i
Italy	751	n/i	n/i	363	40	307	347	40	307
Cyprus	309	43	266	1 100	332	768	559	212	347
Latvia	21	3	18	742	178	564	97	21	76
Lithuania	44	n/i	n/i	2 213	n/i	n/i	403	n/i	n/i
Luxembourg	58	0	58	143	52	91	79	20	59
Hungary	3 616	462	3 154	10	7	3	10	7	3
Malta	n/i	n/i	n/i	n/i	n/i	n/i	40	4	36
Netherlands	760	60	690	220	40	180	2 250	920	1 330
Austria	1 067	80	987	4 032	1 016	3 016	2 400	532	1 868
Poland	788	78	710	5 663	1 299	4 364	153	28	82
Portugal	151	n/i	n/i	11	n/i	n/i	113	n/i	n/i
Slovenia	53	0	53	16	1	15	0	0	0
Slovak Republic	298	31	267	72	19	53	9	4	5
Finland	904	230	674	775*	266	508	148	36	112
Sweden	2 745	709	2 036	5 762	2 130	3 628	n/a	n/a	n/a
Norway	1 068	330	738	n/a	n/a	n/a	127	74	53



**Note:** Enforced return: Enforced return, removal refers to the situation in which the third-country national is subject to the enforcement of the obligation to return (the enforcement procedure has been launched). Definition based on Art 3.5 and 3.8 Directive 115/2008/EC.

**Voluntary return:** Voluntary return refers to the situation in which the third-country national complies voluntarily with the obligation to return (i.e. no enforcement procedure had to be launched) and this departure is confirmed by the information from eg. the border authority or the consulate authorities in the country of origin or other authorities such as IOM or any other organisations implementing a program to assist migrants to return to a third-country. Definition based on Art 3.8 Directive 115/2008/EC.

**Assisted return:** Assisted return refers to the situation in which the third-country national was assisted to return. He/she is the beneficiary of a national or EU MS cooperative program to encourage return and to provide reintegration assistance. The TCN received (i) an in-kind assistance prior to departure (e.g. purchase of plane tickets) and/or (ii) in-cash allowances at the point of departure/upon arrival and/or (iii) an in-kind or in-cash reintegration assistance. Please note that beneficiaries of assisted return programs are mostly TCN who voluntarily return but some may also have been returned by force. Definition based on Art 3.8 Directive 115/2008/EC and Asylum and Migration Glossary 2.0.

\*n/\* means data not available.

\*n/a\* means not applicable.

Source: Data provided by EMN National Contact Points. Data not available or provided for Denmark and Romania.

**Note for Czech Republic:** Among TCNs returned voluntarily, 526 of TCNs returned as part of an assisted return programmes carried out by SUZ, IOM, DAMP and MOI.

**Note for Germany:** <https://dsrver.bundestag.de/btd/20/008/2000890.pdf>

**Note for France:** Source: Division for the valorisation of administrative sources, Department for studies, statistics and documentation (DSED).

**General Directorate for foreign nationals in France (DGEF), ministry of the Interior, April 2022.** For 2021 data are provisional data.

**Note for Croatia:** The data is not yet fully processed, subsequent changes are possible.

**Note for Italy:** The total number of voluntary returns (363) is composed of: 16 voluntary departures under Articles 3.8 and 7 of the Return Directive and 347 assisted voluntary returns. With reference to voluntary departures, no data is available on the gender of the persons who returned to their country of origin. The distinction with regard to gender (40 women and 307 men) refers only to assisted voluntary returns.

**Note for Lithuania:** Preliminary data for enforced and voluntary return categories.

**Note for Hungary:** Source: Eurostat database.

**Note for the Netherlands:** Source: Ministry of Justice and Security, 2021, the figures are rounded to the nearest ten.

**Note for Austria:** Regarding the number of assisted voluntary returnees,

it should be noted that the programmes for assisted voluntary return in Austria include not only the coverage of home travel costs and financial start-up assistance/participation in a reintegration programme, i.e. benefits in kind and cash benefits, but also organizational support for the return journey since the Federal Agency for Reception and Support Services as a Private Limited Company started its activities on January 1, 2021.

**Note for Poland:** Among TCNs returned voluntarily, the number of TCNs returned as part of an assisted return programme: total of 153 (data reported by the Border Guard - 110 - and the Office for Foreigners - 43), 28 female (data reported by the Border Guard) and male 82 (data reported by the Border Guard).

**Note for Slovak Republic:** Source: Bureau of Border and Foreign Police of the Police Force Presidium & IOM Slovakia.

**Note for Finland:** Enforced return figures include people who were transported to a border crossing, people who were escorted out of the country and people who were forcibly removed. Source: Finnish Immigration Service / IOM \*Figure includes one person of unknown gender.

**Note for Norway:** Forced returns refer to number of TCNs returned to a third country. We have no data on voluntary returns.

## 2.5 Relocation

**Table 2.5:** Number of relocated third country nationals – flow data, 2021

	Total	Female	Male
Belgium	44	26	18
Bulgaria	11	0	11
Czech Republic	n/a	n/a	n/a
Germany	103	36	67
Estonia	0	0	0
Ireland	50	n/i	n/i
Greece	2 434	n/i	n/i
Spain	79	2	77
France	583	78	505
Croatia	0	0	0
Italy	181	26	155
Cyprus	10	4	6
Latvia	n/a	n/a	n/a
Lithuania	n/i	n/i	n/i
Luxembourg	12	0	12
Hungary	0	0	0
Malta	238	36	202
Netherlands	56	n/i	n/i
Austria	n/a	n/a	n/a
Poland	0	0	0
Portugal	46	n/i	n/i
Slovenia	5	n/i	n/i
Slovak Republic	0	0	0
Finland	44	9	35
Sweden	0	0	0
Norway	51	23	28

Note: Data on the total number of relocated third country nationals between 1 January 2021 and 31 December 2021

The transfer of persons having a status defined by the Geneva Refugee Convention and Protocol or subsidiary protection within the meaning of Directive 2011/95/EU (Recast Qualification Directive) from the EU Member State which granted them international protection to another EU Member State where they will be granted similar protection, and of persons having applied for international protection from the EU Member State which is responsible for examining their application to another EU Member State where their applications for international protection will be examined.

In the context of the EU emergency relocation programme, the transfer of persons in clear need of international protection, as defined in Council Decision 2015/1601 and 2016/1754, having applied for international protection from the EU Member State, CH or NO which is responsible for examining their application to another EU Member State, CH or NO where their application for international protection will be examined.

"n/i" means data not available.

"n/a" means not applicable.

Note for Greece: 615 asylum seekers-UAMs, 357 asylum seekers-vulnerable families, 1462 beneficiaries of international protection.

Note for France: Directorate of Asylum, General Directorate for Foreign nationals in France, ministry of the Interior, March 2022.

Note for Cyprus: Italy - Vatican.

Note for the Netherlands: Source: Report Relocation December 2021.

Note for Slovenia: Between 1. January and 31. December 5 (female) third-country nationals were relocated in Slovenia. Relocation was based on old commitments.

Note for Slovak Republic: Source: Migration Office of the Ministry of Interior of the Slovak Republic.

Note for Finland: Source: Finnish Immigration Service.

Note for Sweden: Sweden did not take part in official relocation activities in 2021.

Note for Norway: Numbers refer to relocation of Syrians from Greece.

Source: Data provided by EMN National Contact Points. Data not available or provided for Denmark and Romania.

## 2.6 Resettlement

**Table 2.6:** Number of resettled third country nationals - flow data, 2021

	Total	Female	Male
Belgium	964	422	542
Bulgaria	0	0	0
Czech Republic	n/a	n/a	n/a
Germany	2 377	1 153	1 224
Estonia	0	0	0
Ireland	466	n/i	n/i
Greece	820	433	387
Spain	521	242	279
France	1 847	914	933
Croatia	0	0	0
Italy	0	0	0
Cyprus	n/a	n/a	n/a
Latvia	n/a	n/a	n/a
Lithuania	n/i	n/i	n/i
Luxembourg	0	0	0
Hungary	0	0	0
Malta	0	0	0
Netherlands	83	n/i	n/i
Austria	n/a	n/a	n/a
Poland	0	0	0
Portugal	299	n/i	n/i
Slovenia	0	0	0
Slovak Republic	0	0	0
Finland	891	407	484
Sweden	6 411	3 114	3 297
Norway	3 649	1 867	1 782

Note: Data on the total number of resettled third country nationals between 1 January 2021 and 31 December 2021.

In the global context, the selection and transfer of refugees from a State in which they have sought protection to a third state which has agreed to admit them as refugees with permanent residence status.

In the EU context, the transfer, on a request from the United Nations High Commissioner for Refugees (UNHCR) and based on their need for international protection, of a third-country national or stateless person, from a third country to an EU Member State, where they are permitted to reside with one of the following statuses:

- (i) Refugee status within the meaning of Art. 2(d) of Directive 2011/95/EU (Recast Qualification Directive)
- (ii) A status which offers the same rights and benefits under national and EU law as refugee status.

"n/i" means data not available.

"n/a" means not applicable.

Note for Greece: From release operations in Afghanistan, Greece does not implement a resettlement programme but has provided support on a voluntary basis and received persons in 2021 who needed to be evacuated from Afghanistan.

Note for Spain: PNR 2019/2020

Note for France: Source: Directorate of Asylum, General Directorate for Foreign nationals in France, ministry of the Interior, April 2022. Total of selection mission and dossier basis programmes: 1 649 refugees resettled under selection mission programme and 198 refugees resettled under dossier basis programme; Female: 814 refugees resettled under selection mission programme and 100 refugees resettled under dossier basis programme; Male: 835 refugees resettled under selection mission programme and 98 refugees resettled under dossier basis programme.

Note for the Netherlands: Source: Information provided for the Integrated Political Crisis Response Arrangement (IPCR) December 2021. Top 3 nationalities resettled in the NL: Democratic Republic Congo, Eritrea, Syria.

Note for Slovak Republic: Source: Migration Office of the Ministry of Interior of the Slovak Republic.

Note for Finland: Source: Finnish Immigration Service.

Note for Sweden: Main 3 nationalities: Syria, Afghanistan and Democratic Republic of the Congo (DRC).

Note for Norway: Numbers refer to arrivals in 2021, not decisions.

Source: Data provided by EMN National Contact Points. Data not available or provided for Denmark and Romania.



# 3

## How to read the statistical annex

The following describes each individual chart presented in Part 1 of the statistical annex and provide links to the data sources. Depending on the indicator, the data presented in this publication were extracted in April and May 2022. For any question, please contact EMN ([emn@icf.com](mailto:emn@icf.com)) or Eurostat ([ESTAT-USER-SUPPORT@ec.europa.eu](mailto:ESTAT-USER-SUPPORT@ec.europa.eu)).

For comparability purposes, EU values are calculated based on the 27 EU Member States, following Eurostat's aggregate 'EU27 countries (from 2020)'. Data always refer to EU and Norway, unless otherwise specified.

*Note:* For Latvia and Estonia, the number of third-country nationals includes recognized non-citizens. This is a category introduced by Eurostat to cover a "person who is not a citizen of the reporting country nor of any other country, but who has established links to that country including some but not all rights and obligations of full citizenship. Recognised non-citizens are not included in number of EU citizens." This category is used in Eurostat's population and migration statistics.

### Legal migration and mobility

#### **Number of third-country nationals (TCNs) and their share in the total population on 1 January 2021, EU Member States and Norway**

The map shows the number of those people holding citizenship of a non-EU Member State residing in EU Member States and Norway on 1 January 2021, and their share in the total population. To show the share ranges, the countries are coloured according to the classification scheme that has five classes (five different symbol colours are assigned). Link to data source:

<https://ec.europa.eu/eurostat/databrowser/bookmark/12fd1a11-3777-47ec-b27d-77f46c76d062?lang=en>

#### **Third-country nationals (TCNs) as % of total population on 1 January, EU and Norway**

The bars show the number of people holding citizenship of a non-EU Member State residing in EU Member States and Norway. This is shown as an absolute number (right-hand side)

and as a share of the total population of the EU and Norway (next to the bars). Data covers the last four years. Link to data source:

<https://ec.europa.eu/eurostat/databrowser/bookmark/0bb119b2-ef52-405a-a4cc-96c5c1ab95fa?lang=en>

#### **First residence permits issued to third-country nationals: total number and % of total population, EU and Norway**

The bars show the number of first residence permits issued every year for the last three years. Data covers a period 2018-2020. The percentages on the top of each bar show the share of permits over the population of the EU and Norway. Link to data source:

<https://ec.europa.eu/eurostat/databrowser/bookmark/034dccc7-759e-48aa-904f-dfd0cfc3727c?lang=en>

#### **Third-country nationals and nationals on 1 January 2021 by sex and age, EU and Norway, (%)**

The population pyramid illustrates the demographic structure of the third-country national (solid colour bars) and national (bordered bars) populations on 1 January 2021. The bars are stacked on top of one another, each representing an age category (5-year age groups), with the youngest age group represented by the bottom bar and the oldest age group by the uppermost bar. Link to data source:

<https://ec.europa.eu/eurostat/databrowser/bookmark/2adb8414-350f-4d94-98d4-68dea874c4e7?lang=en>

#### **Top 3 countries whose citizens received a first residence permit: number of permits and % of total permits, EU and Norway**

The bars show the number of first residence permits issued annually to the top three citizenships, in absolute number and as a percentage of the total number of residence permits issued (to known citizenships) by the country in each year. Data covers a three-year period (2018-2020). If more than one citizenship occupies the last position, only one is displayed (following an inverse alphabetical order). Link to data source:

<https://ec.europa.eu/eurostat/databrowser/bookmark/9190e5e1-b7e8-4e95-9095-97bbd76de237?lang=en&page=time:2020>

### First residence permits issued by reason, EU and Norway, 2020 (%)

The chart shows the types of first residence permits issued, by reason: Remunerated activities (work), Family, Education and Other. Link to data source:

<https://ec.europa.eu/eurostat/databrowser/bookmark/be987856-c921-4412-bd47-4be0d4425dd6?lang=en>

### First residence permits issued for work reasons, EU and Norway, 2020 (%)

The chart shows the sub-types of first residence permits issued for work. The categories are: highly skilled workers, researchers, EU Blue Cards, seasonal workers and other. Only the ones for which permits are issued are shown. Link to data source:

<https://ec.europa.eu/eurostat/databrowser/bookmark/c3306dd9-dbf9-4a91-904a-e8a4b855d14a?lang=en>

### First residence permits issued for other reasons, EU and Norway, 2020 (%)

The chart shows the sub-types of first residence permits issued for 'Other' reasons. The categories are: refugee and subsidiary protection, humanitarian reasons, residence only, and other (residual category). Only the ones for which permits are issued are shown. Link to data source:

<https://ec.europa.eu/eurostat/databrowser/bookmark/b2fc20d2-bcbe-49f4-8832-8ef73e20d6fd?lang=en>

## International protection including asylum

### First-time asylum applicants in 2021: absolute number, ratio per 1 000 population and the main inflows, EU Member States and Norway

The map shows the number of first-time asylum applicants in EU Member States and Norway in 2021 and their ratio per 1 000 population. To show the share ranges, the countries are coloured according to the classification scheme that has five classes (five different symbol colours are assigned). Additionally under the map, the main inflows by continents (with top 3 countries of citizenship where relevant) are presented. The information is completed with the number of stateless persons and those for which the country of citizenship is unknown. Links to data sources:

<https://ec.europa.eu/eurostat/databrowser/bookmark/59bba4cc-cb49-4c68-8250-906055c52b20?lang=en>

<https://ec.europa.eu/eurostat/databrowser/bookmark/60f81e0f-fdbc-4271-8975-9ba35e63a6df?lang=en>

### Number of total/first-time/subsequent asylum applicants; first-time asylum applicants as % of total population, EU and Norway

The blue, orange and grey bars show respectively the number of total, first-time, and subsequent asylum applicants for the

last four years (data rounded to the nearest 5). For first-time asylum applicants, the ratio per 1 000 population is also provided. Links to data source:

<https://ec.europa.eu/eurostat/databrowser/bookmark/59bba4cc-cb49-4c68-8250-906055c52b20?lang=en>

<https://ec.europa.eu/eurostat/databrowser/bookmark/60f81e0f-fdbc-4271-8975-9ba35e63a6df?lang=en>

### Top 3 citizenships of first-time asylum applicants: number and % of total first-time applications, EU and Norway

The chart shows the top three citizenships of people who have lodged applications for asylum (rounded data). The top three citizenships are sorted top-down by decreasing number of first-time asylum applications. The number of applications per citizenship and the share of these of total applications in the EU and Norway are shown. If more than one citizenship occupies the third position, only one is displayed (following an inverse alphabetical order). Link to data source:

<https://ec.europa.eu/eurostat/databrowser/bookmark/fca58cff-9111-406f-a872-2e38517f726c?lang=en&page=time:2021>

### Number of first instance and final asylum decisions by outcome (absolute number and % of respective total decisions), EU and Norway

The chart shows the number (and share) of first instance decisions on asylum applications by outcome (rounded data). It shows this for the last four years. The possible outcomes are: 'Refugee status' (blue); 'Subsidiary protection' (grey); 'Humanitarian protection' (red); and 'Rejected application' (orange). Links to data source:

<https://ec.europa.eu/eurostat/databrowser/bookmark/d7e2b84e-e436-4d21-a857-b236e60002c3?lang=en&page=time:2021>

<https://ec.europa.eu/eurostat/databrowser/bookmark/e7b915e7-3664-48aa-b205-ea7e450c6add?lang=en&page=time:2021>

### Top 3 citizenships of asylum applicants granted protection at first instance: number, % of total first instance decisions and recognition rates, EU and Norway, 2021

The chart shows the three citizenships with the highest number of first instance asylum decisions in 2021 in the EU and Norway (rounded data). The number of decisions taken for each citizenship is reported inside the bar. This is shown as an absolute number and as a share of the total number of positive decisions taken in the country in 2021. The recognition rate (share of positive decisions in total number of decisions taken for a particular citizenship) is provided next to the bars. Link to data source:

<https://ec.europa.eu/eurostat/databrowser/bookmark/af0ea659-6786-4b98-9e9f-8db337432c40?lang=en>

### Top 3 citizenships of asylum applicants granted protection at final instance: number, % of total final instance decisions and recognition rates, EU and Norway, 2021

The chart shows the three citizenships with the highest number of final asylum decisions in 2021 in the EU and Norway (rounded data). The number of decisions taken for each citizenship is reported inside the bar. This is shown as an absolute number and as a share of the total number of positive decisions taken in the country in 2021. The recognition rate (share of positive decisions in total number of decisions taken for a particular citizenship) is provided next to the bars. If more than one citizenship occupies the third position, only one is displayed (following an inverse alphabetical order). Link to data source:

<https://ec.europa.eu/eurostat/databrowser/bookmark/2cc03187-a6db-4b71-8b02-ccdc3eb560f5?lang=en>

### Third-country nationals resettled: absolute number, EU and Norway

The chart shows the number of third-country nationals resettled to the country each year over the last four years (rounded data). Link to data source:

<https://ec.europa.eu/eurostat/databrowser/bookmark/1366f420-616f-447d-8337-5b146dfb3ee0?lang=en>

### Total positive decisions by outcome, EU and Norway

A stacked area chart shows the trend for positive decisions by outcome over last four years. The outcomes are: 'Resettled persons' (blue); 'Subsidiary protection' (red); 'Humanitarian protection' (grey); and 'Refugee status' (orange). Links to data source:

<https://ec.europa.eu/eurostat/databrowser/bookmark/d7e2b84e-e436-4d21-a857-b236e60002c3?lang=en&page=time:2021>

<https://ec.europa.eu/eurostat/databrowser/bookmark/e7b915e7-3664-48aa-b205-ea7e450c6add?lang=en&page=time:2021>

<https://ec.europa.eu/eurostat/databrowser/bookmark/1366f420-616f-447d-8337-5b146dfb3ee0?lang=en>

## Unaccompanied minors

### Unaccompanied minors applying for asylum (number and % of total number of first-time asylum applications), EU and Norway

The bars show the number of unaccompanied minors applying for asylum for the past four years in EU Member States and Norway as an absolute number (rounded) and as a share of the total number of first-time asylum applications. Please note that not all unaccompanied minors apply for asylum. Links to data source:

<https://ec.europa.eu/eurostat/databrowser/bookmark/7d2bb8cf-f480-4f26-9cf8-26b742d8f76a?lang=en>

<https://ec.europa.eu/eurostat/databrowser/bookmark/59bba4cc-cb49-4c68-8250-906055c52b20?lang=en>

### Unaccompanied minors as % of first-time asylum applicants aged under 18, EU and Norway

The bars show the share of asylum applications lodged by unaccompanied minors over all first-time asylum applicants aged under 18 during the same year (based on rounded data). Link to data source:

<https://ec.europa.eu/eurostat/databrowser/bookmark/7d2bb8cf-f480-4f26-9cf8-26b742d8f76a?lang=en>

<https://ec.europa.eu/eurostat/databrowser/bookmark/59bba4cc-cb49-4c68-8250-906055c52b20?lang=en>

### Pending applications for unaccompanied minors: number and % of pending applications for all minors, January to December 2021 (at the end of each month), EU and Norway

The bars show the number of unaccompanied minors who are subject to pending asylum applications at the end of each month in 2021. This is shown as an absolute number and the share of pending applications for all minors. Link to data source:

<https://ec.europa.eu/eurostat/databrowser/bookmark/1a325a8c-bebd-4ab9-a38d-27326ea3d2d7?lang=en>

### Unaccompanied minors by sex (number and %), EU and Norway

The chart shows the number (and share) of unaccompanied minors applying for asylum by sex (rounded data). It shows this for the last four years. Link to data source:

<https://ec.europa.eu/eurostat/databrowser/bookmark/06ada1e2-3ec9-4e01-8569-58eb83200e63?lang=en>

### Number of first instance decisions on asylum applications lodged by unaccompanied minors by outcome (% of total first instance decisions on asylum applications lodged by unaccompanied minors), EU and Norway, Q1 to Q4 2021

The chart shows the number (and share) of first instance decisions on asylum applications lodged by unaccompanied minors by outcome (rounded data). It shows this for the four quarters of 2021. The possible outcomes are: 'Refugee status' (blue); 'Subsidiary protection' (grey); 'Humanitarian protection' (red); and 'Rejected application' (orange). Link to data source:

<https://ec.europa.eu/eurostat/databrowser/bookmark/d190fb28-26b0-44fa-ad6c-12ab6129349e?lang=en&page=time:2021-Q4>

### Integration

#### Integration indicators for nationals of the country and third-country nationals (TCNs) in the country, (%)

The chart is divided into four subtopics, each described by two indicators. The value of the indicator [as %] is given for 'Nationals' (i.e. citizens of the Member State) and third-country nationals – 'TCNs'; i.e. citizens of non-EU countries. Data refer to the EU only.

#### SOCIAL INCLUSION

**Persons at risk of poverty or social exclusion (18+)** shows the percentage of adults who are either at risk of poverty, face serious material deprivation or live in a household defined as having a 'very low work intensity'. Link to data source: <https://ec.europa.eu/eurostat/databrowser/bookmark/8742e2a4-746f-498b-804f-c9bf1ad4cc86?lang=en>

**Overcrowding rate (18+)** shows the percentage of adults who live in a household defined as 'overcrowded'. Link to data source: <https://ec.europa.eu/eurostat/databrowser/bookmark/57eee51c-dbe2-4b5f-a988-f02d5830c79f?lang=en>

#### EDUCATION

**Tertiary education (levels 5-8, 25-34)** shows the percentage of adults aged 25-34 who have tertiary educational attainment. Data on educational attainment are classified according to ISCED 11 and presented for tertiary education (ISCED levels 5-8). Link to data source: <https://ec.europa.eu/eurostat/databrowser/bookmark/dc8b4c4a-2680-49ca-9173-0b24fd98ef64?lang=en>

**Participation rate in education and training (last 4 weeks, 18-64)** shows the percentage of adults who received education or training (formal or nonformal) during the four weeks preceding the labour force survey. Link to data source: <https://ec.europa.eu/eurostat/databrowser/bookmark/cfb9b5e0-6463-4455-b1c2-5dbd0620391d?lang=en>

#### LABOUR MARKET

**Employment rate (15-64)** shows the percentage of the total working-age population that is employed. Link to data source: <https://ec.europa.eu/eurostat/databrowser/bookmark/db16de95-0742-431a-af1d-b07559edc037?lang=en>

**Unemployment rate (15-64)** shows the percentage of unemployed people in the labour force. It is calculated as the ratio between the unemployed population over the sum of employed and unemployed population within the same group. Link to data source: <https://ec.europa.eu/eurostat/databrowser/bookmark/00576f94-2fbd-4fa7-b0dd-4e633db46ef9?lang=en>

### YOUTH INTEGRATION

**Early school leavers (18-24)** shows the proportion of people aged between 18 and 24 who have completed no more than lower secondary education and who are not involved in further education or training. Link to data source: <https://ec.europa.eu/eurostat/databrowser/bookmark/6762b502-066f-44d4-9e17-e0bb623083ef?lang=en>

**Young people neither in employment nor in education and training (18-24)**, shows the proportion of people aged between 18 and 24 who are neither employed nor in education or training in the four weeks preceding the survey. Link to data source: <https://ec.europa.eu/eurostat/databrowser/bookmark/c04067c1-8c99-4109-88e1-4da4efdfe55?lang=en>

#### Comparison between integration indicators for third-country nationals (TCNs) and nationals

The spiderweb graph shows the indicators for which the integration gap is the most significant. Values for third-country nationals have been normalised by dividing them with the values recorded for nationals. For the employment rate, the education attainment and the participation rate in education and training, the ratio has been inverted in order to interpret the obtained value in the same way as for the five other indicators. Links to data sources – the same as listed above separately for each indicator.

### Citizenship and statelessness

#### Third-country nationals who acquired citizenship (absolute number and ratio per 1 000 population), EU and Norway

The chart shows the number of third-country nationals who have acquired the citizenship of the country in absolute terms and in relative terms as a ratio per 1 000 population. Links to data sources: <https://ec.europa.eu/eurostat/databrowser/bookmark/5cb0c468-e6e9-40dd-bb66-62a7805a0694?lang=en>  
<https://ec.europa.eu/eurostat/databrowser/bookmark/7e5713dc-469f-4049-9e08-c4e6bd4609c4?lang=en>

#### Stateless, unknown citizens and recognised non-citizens and ratio per 1 000 population, EU and Norway

The chart shows the number of people usually residing in the country and in a given year over the last 4 years: i) who are not considered as nationals by any State under the operation of its law ('Stateless' in blue); ii) who are not citizens of the reporting country nor of any other country, but who have established links to that country that include some but not all rights and obligations of full citizenship ('Recognised Non Citizens' in



grey); or iii) whose citizenship is unknown ('Unknown citizens' in orange). Link to data source:

<https://ec.europa.eu/eurostat/databrowser/bookmark/323c6151-1a19-49a3-a097-f1e5b232e580?lang=en&page=time:2021>

### Number of third-country nationals (TCNs) who acquired citizenship and the naturalisation rate of third-country nationals (acquisition of citizenship per 100 resident non-EU citizens), EU and Norway, 2020

The map shows the number of third-country nationals who acquired citizenship in EU Member States and Norway in 2020 and the naturalisation rate (acquisition of citizenship per 100 resident non-EU citizens). To show the share ranges, the countries are coloured according to the classification scheme that has five classes (five different symbol colours are assigned). Links to data sources:

<https://ec.europa.eu/eurostat/databrowser/bookmark/5cb0c468-e6e9-40dd-bb66-62a7805a0694?lang=en>  
<https://ec.europa.eu/eurostat/databrowser/bookmark/7e5713dc-469f-4049-9e08-c4e6bd4609c4?lang=en>

### Top 3 citizenships of people who acquired citizenship in 2020: absolute number and % of total acquisitions by third-country nationals, EU and Norway

The chart shows the top three citizenships groups of third-country nationals who acquired citizenship in the last available year. It shows this as an absolute number and as a share of the total number of citizenship acquisitions. Link to data source:

<https://ec.europa.eu/eurostat/databrowser/bookmark/668fe515-a06c-442c-a987-65cb15b8364b?lang=en&page=time:2020>

## Border, Schengen and visas

### Uniform short stay visas issued, EU and Norway

The chart shows the total number of uniform short stay visas (total number of uniform C visas) issued by the EU Member States and Norway both at the consulates and the border crossing points. For Schengen countries, uniform short stay visas entitle the holder to stay in the territories of all Member States for a period of maximum 90 days/180 days. Such visas may be issued for the purpose of a single entry or multiple entries ("MEVs"). Please note that the Member State whose consulate receives the visa application may be different from the Member State of main destination. Figures for Bulgaria, Croatia, Cyprus and Romania are not included in the graph as they do not yet issue uniform Schengen visas. These Member States issue national short-stay visas (including MEVs) valid only for their own territories.

Link to data source:

[https://ec.europa.eu/home-affairs/policies/schengen-borders-and-visa/visa-policy\\_en](https://ec.europa.eu/home-affairs/policies/schengen-borders-and-visa/visa-policy_en)

### Uniform short stay visas issued in top 3 consulate countries (% of total number of uniform visas issued in consulate countries)

The chart shows the number of uniform short stay visas issued in the three consulate countries with the largest total number of issued visas. It shows this as an absolute number and as a share of total uniform short stay visas issued. Please note that the consulate country might not be the same as the country of citizenship of the visa applicant, as this information is not available at the EU level. If more than one citizenship occupies the third position, only one is displayed (following an inverse alphabetical order). Link to data source:

[https://ec.europa.eu/home-affairs/policies/schengen-borders-and-visa/visa-policy\\_en](https://ec.europa.eu/home-affairs/policies/schengen-borders-and-visa/visa-policy_en)

## Irregular migration

### Third-country nationals subject to immigration law enforcement (absolute numbers and ratios per 1 000 population), EU and Norway, 2021

The chart gives an overview of the trend over the last four years for the following parameters commonly related to 'irregular migration'. All data are rounded:

- **Refused entry at the external borders** – third-country nationals formally refused permission to enter the territory of a country during controls at its external borders (including airports, harbours and borderlines). At the bottom, the chart on the left shows the top 3 citizenships refused entry – in absolute number and as a share of all citizenships refused entry. Link to data source: <https://ec.europa.eu/eurostat/databrowser/bookmark/73f027b3-3fcb-4dc8-9e1c-97485ec96472?lang=en>
- **Found to be illegally present** – third-country nationals who are detected by a country's authorities and have been determined, under national laws relating to immigration, to be illegally present (people who have been found to have entered irregularly and those who may have entered legally but remained on an illegal basis, i.e. overstaying their permission to remain). At the bottom, the chart on the right shows the top 3 citizenships found to be illegally present – in absolute number and as a share of all citizenships found to be illegally present. Link to data source: <https://ec.europa.eu/eurostat/databrowser/bookmark/884c2bb8-b4bf-4a15-b6cb-84ef5c3f88be?lang=en>
- **Ordered to leave the country** – third-country nationals who are subject to an administrative or judicial decision or act stating that their stay is irregular and imposing an obligation to leave the territory of the country. At the bottom, the chart on the left shows the top 3 citizenships ordered to leave – in absolute number and as a share of all citizenships ordered to leave. Link to data source:

<https://ec.europa.eu/eurostat/databrowser/bookmark/56ba6a52-ff52-42c7-a373-0d800d7b1be2?lang=en>  
<https://ec.europa.eu/eurostat/databrowser/bookmark/41ea3940-0cb3-4922-b752-181f4fa89b7e?lang=en>

- **Returned to a third country following an order to leave** – third-country nationals who have left the territory of the Member State, following an administrative or judicial decision or act stating that their stay is irregular and imposing an obligation to leave the territory. At the bottom, the chart on the right shows the top 3 citizenships returned to a third country after an order to leave was issued – in absolute number and as a share of all citizenships returned to a third country after an order to leave was issued. Link to data source:  
<https://ec.europa.eu/eurostat/databrowser/bookmark/b52d5fa8-1809-4424-bede-792c53da14c4?lang=en>  
<https://ec.europa.eu/eurostat/databrowser/bookmark/612337af-bb4d-4a12-8df2-31e68573be14?lang=en>

## Return and readmission

### Third-country nationals who left the territory by type of return (number and % of total returns), EU and Norway

The chart shows the number (rounded) of third-country nationals who left the territory following an order to leave by type of return (in absolute number and percentage): enforced (orange), voluntary (blue) and other types (grey). These refer to the situation in which it can be reasonably presumed that the

third-country national returned based on some assumptions. Link to data source:

<https://ec.europa.eu/eurostat/databrowser/bookmark/00cc1fde-6525-4d1e-a95c-76019bfc2d0e?lang=en>  
<https://ec.europa.eu/eurostat/databrowser/bookmark/612337af-bb4d-4a12-8df2-31e68573be14?lang=en>

### Third-country nationals who left the territory by type of assistance received (number and % of total returns), EU and Norway

The chart shows the number (rounded) of third-country nationals who left the territory following an order to leave by type of assistance received (in absolute number and percentage): assisted return (blue), non-assisted return (orange) and unknown (grey). Link to data source:

<https://ec.europa.eu/eurostat/databrowser/bookmark/dd6477e5-522c-4d1e-9a01-672108d17996?lang=en>  
<https://ec.europa.eu/eurostat/databrowser/bookmark/612337af-bb4d-4a12-8df2-31e68573be14?lang=en>

## Trafficking in human beings

### Number of first residence permits issued to victims of trafficking in human beings, EU and Norway

The chart shows the number of residence permits issued to victims of trafficking in human beings. Data covers a three-year period (2018-2020). Link to data source:

<https://ec.europa.eu/eurostat/databrowser/bookmark/17b94ae4-866c-43ce-a310-78130f945115?lang=en>

## Getting in touch with the EU

### In person

All over the European Union there are hundreds of Europe Direct centres. You can find the address of the centre nearest you online ([european-union.europa.eu/contact-eu/meet-us\\_en](https://european-union.europa.eu/contact-eu/meet-us_en)).

### On the phone or in writing

Europe Direct is a service that answers your questions about the European Union. You can contact this service:

- by freephone: 00 800 6 7 8 9 10 11 (certain operators may charge for these calls),
- at the following standard number: +32 22999696,
- via the following form: [european-union.europa.eu/contact-eu/write-us\\_en](https://european-union.europa.eu/contact-eu/write-us_en).

## Finding information about the EU

### Online

Information about the European Union in all the official languages of the EU is available on the Europa website ([european-union.europa.eu](https://european-union.europa.eu)).

### EU publications

You can view or order EU publications at [op.europa.eu/en/publications](https://op.europa.eu/en/publications). Multiple copies of free publications can be obtained by contacting Europe Direct or your local documentation centre ([european-union.europa.eu/contact-eu/meet-us\\_en](https://european-union.europa.eu/contact-eu/meet-us_en)).

### EU law and related documents

For access to legal information from the EU, including all EU law since 1951 in all the official language versions, go to EUR-Lex ([eur-lex.europa.eu](https://eur-lex.europa.eu)).

### EU open data

The portal [data.europa.eu](https://data.europa.eu) provides access to open datasets from the EU institutions, bodies and agencies. These can be downloaded and reused for free, for both commercial and non-commercial purposes. The portal also provides access to a wealth of datasets from European countries.



## Keeping in touch with the EMN

EMN website [www.ec.europa.eu/emn](http://www.ec.europa.eu/emn)

EMN LinkedIn page <https://www.linkedin.com/company/european-migration-network/>

EMN Twitter <https://twitter.com/EMNMigration>

## EMN National Contact Points

Austria [www.emn.at/en/](http://www.emn.at/en/)

Belgium [www.emnbelgium.be](http://www.emnbelgium.be)

Bulgaria [www.emn-bg.com](http://www.emn-bg.com)

Croatia <https://emn.gov.hr/>

Cyprus [www.moi.gov.cy/moi/crmd/emnncpc.nsf/home/home?opendocument](http://www.moi.gov.cy/moi/crmd/emnncpc.nsf/home/home?opendocument)

Czechia [www.emncz.eu](http://www.emncz.eu)

Denmark [www.justitsministeriet.dk/](http://www.justitsministeriet.dk/)

Estonia [www.emn.ee/](http://www.emn.ee/)

Finland [www.emn.fi/in\\_english](http://www.emn.fi/in_english)

France [www.immigration.interieur.gouv.fr/Europe-et-International/Le-reseau-europeen-des-migrations-REM3/Le-reseau-europeen-des-migrations-REM2](http://www.immigration.interieur.gouv.fr/Europe-et-International/Le-reseau-europeen-des-migrations-REM3/Le-reseau-europeen-des-migrations-REM2)

Germany <https://www.bamf.de/EN/Themen/EMN/emn-node.html>

Greece <http://emn.immigration.gov.gr/en/>

Hungary [www.emnhungary.hu/en](http://www.emnhungary.hu/en)

Ireland [www.emn.ie/](http://www.emn.ie/)

Italy [www.emnitalyncp.it/](http://www.emnitalyncp.it/)

Latvia [www.emn.lv/en/home/](http://www.emn.lv/en/home/)

Lithuania [www.emn.lt/en/](http://www.emn.lt/en/)

Luxembourg <https://emnluxembourg.uni.lu/>

Malta <https://emn.gov.mt/>

The Netherlands <https://www.emnnetherlands.nl/>

Poland <https://www.gov.pl/web/europejska-siec-migracyjna>

Portugal <https://rem.sef.pt/>

Romania <https://www.mai.gov.ro/>

Spain <https://extranjeros.inclusion.gob.es/emn-Spain/>

Slovak Republic <https://emn.sk/en/>

Slovenia <https://emm.si/en/>

Sweden <http://www.emnsweden.se/>

Norway <https://www.udi.no/en/statistics-and-analysis/european-migration-network---norway>

Georgia [https://migration.commission.ge/index.php?article\\_id=1&clang=1](https://migration.commission.ge/index.php?article_id=1&clang=1)

Republic of Moldova <http://bma.gov.md/en>

